

# Instructions for downloading the Epilepsia App

## Register your email address with Wiley:

In order to access the journal, you must be a registered user of Wiley Online Library. If you have not yet registered, please follow these steps:

1. Go to the Wiley registration page at <http://onlinelibrary.wiley.com/user-registration> (example of registration form below). You will be required to enter your **membership number** and the **access code** provided to you in the Membership Registration instructions you received from Wiley or your member association. If you do not know the access code, please contact Michael Maroney at Wiley Membership Services at [mmaroney@wiley.com](mailto:mmaroney@wiley.com).
2. Complete and submit the form.

**Wiley Online Library** Log in / Register

---

### International League Against Epilepsy

In order to access the journal(s) provided as a benefit of membership to your association, eligible members must be registered users of Wiley Online Library and enter the codes provided in the Membership Registration Instructions you received from Wiley or your association. You will then have access to all subscriptions you are eligible to access through your institution, company, or other affiliations

**\* Required fields**

**Login Information**

E-mail Address: *	<input type="text"/>	Password: *	<input type="text"/>
Re-type E-mail Address: *	<input type="text"/>	Re-type Password: *	<input type="text"/>

*A one-time confirmation e-mail will be sent to this address. Your e-mail will serve as your login.*

*Passwords must be alphanumeric (no special characters) between 5 and 32 characters long.*

Membership No: \*

Access Code: \*

---

**Personal Profile**

First name: *	<input type="text"/>	Country/Location: *	<input type="text" value="Select your country or location"/>
Last name: *	<input type="text"/>	Area of Interest: *	<input type="text" value="Select your primary area of interest"/>

*First Name and Last Name should be alphanumeric with the following allowed characters: hyphen(-), single quotes(), space and dot*

---

**Promotional Information**

By e-mail:  Please send me updates about enhancements to the Wiley Online Library and related products from Wiley. [View our Privacy Policy](#)

By regular mail:  Please include me on your mailing list to receive brochures and other printed information about books and journals in my subject area

---

**Terms of Use**

Please review our [Terms and Conditions of Use](#) prior to completing registration.

I have read and accept the Wiley Online Library Terms and Conditions of Use [View Wiley Online Library Terms and Conditions of Use](#)

**Submit registration**


3. You will immediately receive an email which requires you to click on a link and validate the information you provided during your registration. Please do so within 24 hours in order to avoid the need to re-register.
4. Once you have set up an active account on Wiley Online, download the Epilepsia Journal App from either the **App Store on your Apple iOS device (iPhone or iPad)** or through **Google Play on your Android device**.

## Download the *Epilepsia* App:

### Apple:

In the **Apple App Store**, search for “Epilepsia Journal”. You can also click here to download: <https://itunes.apple.com/us/app/epilepsia-journals-app-for/id455037072?ls=1&mt=8>

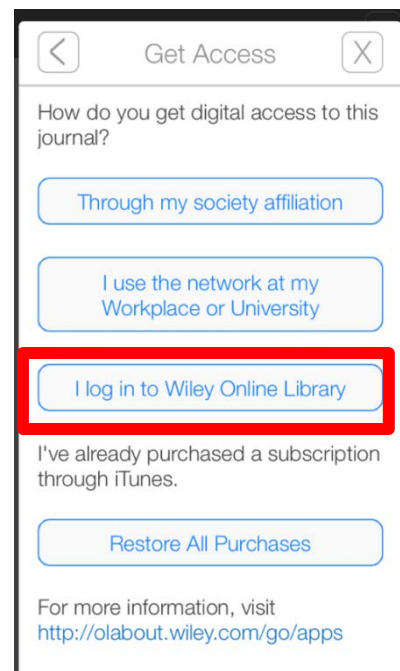
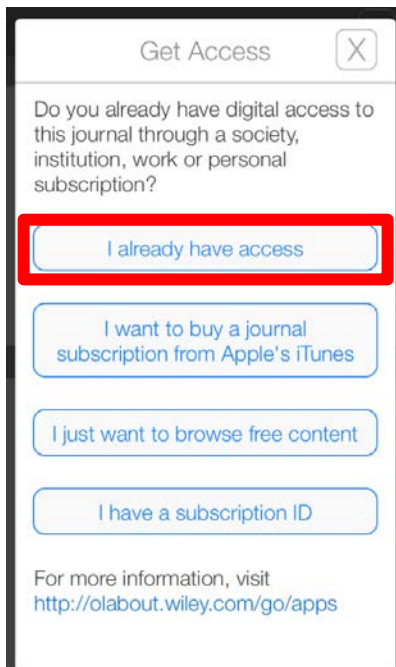
### Android:



On **Google Play**, search for “Epilepsia” and click on this App: or click here: <https://play.google.com/store/apps/details?id=com.wiley.jas.epi>

Once the App is downloaded, click to open. A window will open that will ask if you already have access to the journal. Please click “I already have access” as shown below in the red box.

The next window will ask *how* you get access to the journal. Please click “I log in to Wiley Online Library” as shown below in the red box:



On the next screen, simply log in with the username and password to your Wiley Online Library account and you should have full access to the content.

