

13th European Congress on Epileptology

PROGRAMME



Vienna August 26-30, 2018



33rd International Epilepsy Congress

22-26 June 2019

Bangkok, Thailand



CONTENTS

GENERAL INFORMATION

Committee and Welcome Messages	4
Congress Information	9
Abstracts	14
Bursaries	15
Venue Floor Plans	16

SCIENTIFIC PROGRAMME

Scientific Programme Information	18
Programme Timetable Overview	22
Sunday 26th August	24
Monday 27th August	30
Tuesday 28th August	44
Wednesday 29th August	60
Thursday 30th August	78
Satellite Symposia	91
Speaker & Chair Index	96

POSTERS

Poster Information	120
Posters on Display:	
Monday 27th August	121
Tuesday 28th August	143
Wednesday 29th August	166

OTHER

ISOC COI Declarations	190
Congress Sponsors	195
Exhibition Information	196



13th ECE APP

Everything you need in one place!

App Features:

- View the entire scientific programme – speakers, sessions and abstracts are fully searchable
- Organise your personal congress schedule
- Navigate with interactive maps of the congress venue including registration, session rooms, exhibition and catering
- View the list of sponsors and exhibitors
- Find general congress information and updates
- Access content offline

Search and Install:

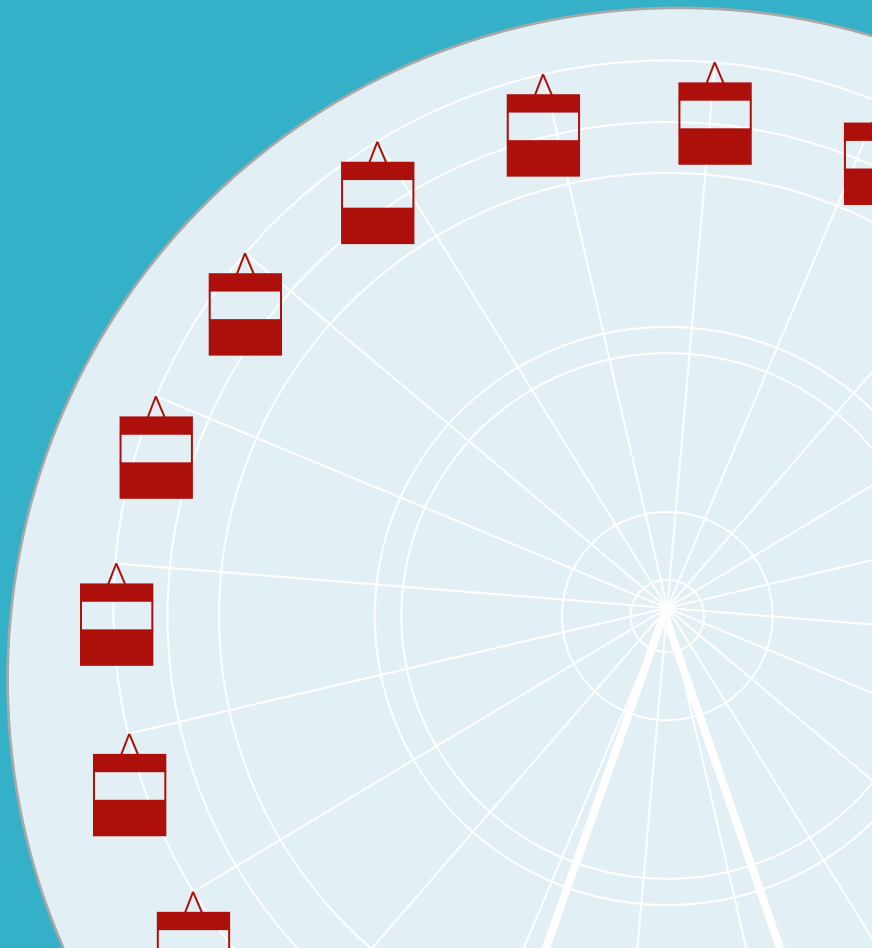


Search and install the “**Conf2Go**” app from the App Store or Google play then enter “**ECE 2018**” to access the congress app.

*Available for iOS and Android devices. A web app alternative is available for other devices. There is free WiFi available during the congress for registered delegates



general information



INTERNATIONAL SCIENTIFIC AND ORGANISING COMMITTEE (ISOC)

Co-chairs:

Meir Bialer (Israel)

Eugen Trinka (Austria)

Members:

Christoph Baumgartner (Austria)

Milan Brázdil (Czech Republic)

Martha Feucht (Austria)

Alla Guekht (Russia)

Margitta Seeck (Switzerland)

Simon Shorvon (United Kingdom)

Matthew Walker (United Kingdom)

Abstract Review Committee

The ISOC would like to acknowledge the following who assisted the ISOC with the reviewing of abstracts:

Eleonora Aronica

Silvio Basic

Sallie Baxendale

Sándor Beniczky

Ingmar Blümcke

Francesco Brigo

Athanasios Covanis

Dana Craiu

Alexandre Datta

Christian Elger

Firas Fahoum

Renzo Guerrini

Edda Haberlandt

Hajo Hamer

Markus Leitinger

Christoph Helmstaedter

Gudrun Kalss

Andreas Kanner

Margarita Kirschner

Gerhard Kluger

Matthias Koeppe

Günter Krämer

Giorgi Kuchukhidze

Gerhard Luef

Tony Marson

Petr Marusic

Rosa Michaelis

Caroline Morton

Marco Mula

Ronit Pressler

Aleksander Ristic

Philippe Ryvlin

Bettina Schmitz

Andreas Schulze-Bonhage

Nicola Specchio

Torbjörn Tomson

Iris Unterberger

Federico Vigevano

Tim von Oertzen

Kristal Vonck

WELCOME FROM THE CO-CHAIRS OF THE ISOC

Dear Colleagues,

On behalf of the International Scientific and Organising Committee (ISOC), as well as the Austrian Chapter of the International League against Epilepsy (ILAE) and ILAE-Europe (formerly the ILAE-Commission on European Affairs), it is our pleasure to welcome you to Vienna for the 13th European Congress on Epileptology (ECE).

The European Congress on Epileptology has a well-deserved high reputation for scientific and educational excellence and the 13th ECE will continue as an innovative and highly educational meeting, incorporating the best features from recent ECEs and complementing these with the latest scientific developments.

The ISOC has created a scientific programme which promises to be interesting and inspiring to all attendees. The programme covers all aspects of epileptology, but four main themes have been selected, representing Adult Epileptology, Basic and Translational Science, Childhood Epileptology and Pharmacotherapy, and each with an associated Main Session. The exciting Chairs' Symposium '*Recent advances and treatments in status epilepticus*' on Monday follows a prestigious special lecture '*Cannabinoids going back and ahead*'. The schedule also features for the first time a clinical teaching programme with half-day '*How to do it*' and '*Basic science for clinicians*' teaching courses, an EEG Technician Teaching Course and a Neuropsychology Teaching Course. Parallel Sessions on a variety of themes were selected from the many session proposals submitted by our colleagues in the region, while ECE Forums were submitted and created by special interest groups. At the Symposium of Excellence in Epileptology, European award-winners will present their work.

There is a strong emphasis on Platform presentations and high quality poster presentations; Best Poster Awards will be presented during the Congress Highlights session on Thursday.

In addition to the Teaching Sessions and ECE Forums, the final day of the congress presents a view of the social aspects of epilepsy, with the Social Care Forum and the *Patienten-Forum*, which is dedicated to the German speaking attendees, as well as the report from the European Study on the Burden and Care of Epilepsy (ESBACE).

general information

The city of Vienna, in the heart of Europe, where so many of the most important ideas and paradigms for modern society were created at the beginning of the last century, provides the perfect meeting point for participants from east and west. We look forward to welcoming you to Vienna and we wish you an exceptional learning experience.

With warm regards,



Meir Bialer



Eugen Trinka

Co-Chairs

13th ECE International Organising and Scientific Committee

WELCOME FROM THE PRESIDENT OF THE ILAE

Dear Colleagues,

On behalf of the International League Against Epilepsy (ILAE), it is my privilege to welcome all of you to the 13th European Congress on Epileptology in the beautiful city of Vienna.

The European Congress on Epileptology is a staple in the calendars of epileptologists and neurologists across Europe, and indeed around the world. The International Scientific and Organising Committee has created a programme which has both scientific depth and clinical practical application. Stimulating sessions will bring you the very best in cutting edge epilepsy research, lectures from world-renowned scientists, and state-of-the-art teaching courses to enhance clinical care. The congress also provides an unparalleled opportunity to meet colleagues and friends from all over the world, exchange ideas and establish fruitful collaborations.

The ILAE was established in Budapest in 1909 and now has over 100 chapters throughout the world. ILAE-Europe (formerly the ILAE Commission on European Affairs) continues to stimulate and coordinate all aspects of epileptology across Europe and aims to provide in-depth understanding of epilepsy for both basic scientists and clinicians by maximising the scientific quality of the ECE.

I look forward to meeting you during the congress and I trust that you will have a fruitful and enjoyable experience at the ECE and in Vienna.

With best wishes,



Samuel Wiebe
President, ILAE

WELCOME TO VIENNA

Dear Participants of the 13th European Congress on Epileptology,
Ladies and Gentlemen,

Vienna is looking forward to welcoming the 13th European Congress on Epileptology in August 2018.

Vienna is the world capital of music, it offers a wide variety of famous places, but at the same time it is the university city in German-speaking countries with the highest number of students – more than 160,000 students live and study in Vienna.

The date of the congress coincides with two interesting and important events. Austria holds the presidency of the European Union in the second half of 2018...
...And in 2018 Vienna is commemorating – and celebrating with numerous events – leading figures of the Art Deco Movement.

“It must have been very interesting in Vienna back then...” - The writer Hermann Bahr hit the nail on the head when he came up with this observation on life in Vienna around 1900. Many of the masterpieces of art, architecture and design associated with Vienna all over the world were created during this era: Gustav Klimt's 'Kiss', Egon Schiele's 'Wally Neuzil', Otto Wagner's Austrian Post Savings Bank and Koloman Moser's Wiener Werkstätte designs are just a handful of the countless examples.

These four protagonists played a leading role in making the fin de siècle period such an important time for art in Vienna and Austria. And 2018 marks a sad milestone for each of them: they all died 100 years ago. In 2018 Vienna will be showcasing the creative output of these and other exceptional artists working in the 'Wiener Moderne' era.

So enjoy Vienna during your congress when time allows.

VIENNA
CONVENTION BUREAU

CONGRESS INFORMATION

FACILITIES TIMETABLE OVERVIEW

	Sunday	Monday	Tuesday	Wednesday	Thursday
Registration	08.30-18.30	07.30-17.00	07.30-17.00	07.30-17.00	07.30-14.00
Coffee Break	-	11.30-12.00	11.30-12.00	11.30-12.00	11.00-11.30
Lunch	-	13.30-14.40	13.30-14.40	13.30-14.40	-
Posters	-	09.30-16.30	09.30-16.30	09.30-16.30	-
Exhibition	14.00-16.30	09.00-16.30	09.00-16.30	09.00-16.30	-
Cloakroom	10.30-20.30	07.30-18.15	07.30-18.15	07.30-18.15	07.30-13.45
Speakers' Room	07.30-17.30	07.30-17.30	07.30-17.30	07.30-17.30	07.30-13.00

CERTIFICATES OF ATTENDANCE

In accordance with the policy of the UEMS for CME accreditation, certificates of attendance will only be available when delegates complete the evaluation form after the congress which will be accessible via the registration system.

CLOAKROOM

The cloakroom is located on Level -1, accessed by the stairs and lift in the Registration Area. The cloakroom is free of charge for congress participants. Opening times are in the Facilities Timetable Overview.

CME ACCREDITATION

The 13th European Congress on Epileptology has been accredited by the European Accreditation Council for Continuing Medical Education (EACCME®) with 28 European CME credits (ECMEC®s). Each medical specialist should claim only those hours of credit that he/she actually spent in the educational activity.

Through an agreement between the Union Européenne des Médecins Spécialistes and the American Medical Association, physicians may convert EACCME® credits to an equivalent number of AMA PRA Category 1 Credits™. Information on the process to convert EACCME® credit to AMA credit can be found at www.ama-assn.org/education/earn-credit-participation-international-activities.

Live educational activities, occurring outside of Canada, recognised by the UEMS-EACCME® for ECMEC®s are deemed to be Accredited Group Learning Activities (Section 1) as defined by the Maintenance of Certification Program of the Royal College of Physicians and Surgeons of Canada.

CONGRESS APP

The congress app provides access to all congress information.

Search and Install the “**Conf2Go**” app from the App Store or Google play then enter “**ECE 2018**” to access all the features of the congress app.

Available for iOS and Android devices. A web app alternative is available for other devices.

COFFEE BREAKS

Coffee breaks will be served Monday to Wednesday mornings in the Exhibition Area and Poster Area on Level o. On Thursday morning, coffee breaks will be served in the session rooms foyer on Level o.

CONGRESS BAGS

Congress bags may be collected from the Registration Area.

CONGRESS SECRETARIAT

During the congress, the congress secretariat may be contacted at the Registration Area.

For queries arising after the congress, please contact the 13th ECE Congress Secretariat at:

Email: vienna@epilepsycongress.org | Tel.: +353 1 2056720

EXHIBITION AREA

The Exhibition Area is situated in the session rooms foyer on Level o. Exhibition opening times are listed in the Facilities Timetable Overview.

ILAE-EUROPE CHAPTER CONVENTION

The ILAE-Europe Chapter Convention, open to invited representatives only, will take place on Sunday 26th September, 10.00-14.00 in Schubert 4 on Level 1.

INTERNET CENTRE

The internet centre is located in the Mall on Level o, adjacent to the poster area.

LANGUAGE

The official language of the congress is English; translation facilities are not provided.

LUNCH

Lunch bags will be served Monday to Wednesday in the Exhibition Area and Poster Area on Level o.

LIABILITY AND INSURANCE

The International League Against Epilepsy (ILAE) and its agents do not accept any liability whatsoever for death, personal injury, accidents, theft, loss or damage to persons, property or belongings of participants or accompanying persons, either before, during or following the congress, tours or their stay in Vienna. It is therefore recommended that participants arrange their own personal health, accident and travel insurance.

REGISTRATION

The Registration Area is located in the Entrance Hall on Level 0.

Please note that name badges must be worn at all times.

SPEAKERS' ROOM

The Speakers' Room is located in the Media Lounge on Level 0, adjacent to the Registration Area. Opening times are listed on the Facilities Timetable Overview. Speakers may review and amend presentations and technical assistance will also be provided in this room.

Please note that all speakers should submit their final PowerPoint presentation(s) to the Speakers' Room no less than 3 hours in advance of their session. Speakers at early morning sessions are required to submit their material no later than 17.00 on the evening before their session is scheduled.

VENUE

Messe Wien Congress Center

Messeplatz 1, A-1020 Vienna, Austria

Tel.: +43 1 727 20-0 | Email: congress@messe.at | www.messecongress.at

VENUE ACCESSIBILITY

The venue is accessible to wheelchair users and assistance will be provided onsite to any wheelchair user.

WELCOME CEREMONY AND RECEPTION

All delegates are invited to attend the Welcome Ceremony, Sunday 26th August, 18.00-19.00, in Strauss 2. The Ceremony will open with welcomes from the ISOC Co-chairs and the ILAE President. This will be followed by the Awards Ceremony, in which the European awardees will be celebrated with short presentations.

Awards

The European awards will be presented at the Welcome Ceremony. We would like to congratulate the following awardees:

- **European Epileptology Award 2018:** **Emilio Perucca (Italy)**
- **European Epilepsy Education Award 2018:** **Kristina Malmgren (Sweden)**
- **European Epilepsy Service Award 2018:** **Finola Quinn (Ireland)**
- **Young Investigator Award 2018:** **Birgit Frauscher (Austria/Canada)**
- **Young Investigator Award 2018:** **Sylvain Rheims (France)**

The Ceremony will finish on a distinctly Viennese note: a performance on piano by Dr Klaus Laczika with baritone Dr Thomas Staudinger from the Medical University of Vienna, presenting a programme of works by Franz Schubert, Francesco Paolo Tosti, Fritz Löhner-Beda.

The Ceremony will be followed by a Welcome Reception, to which all delegates are invited.

WIFI

Free wifi is available in the venue for the duration of the congress to registered delegates.

Network name: **ECE_2018**

Password: **13ece2018**

MEDIA DESK & SOCIAL MEDIA

Join the Online Conversation **#ECE2018**

We are building a global online network to strengthen communications within our epilepsy community.

Connect and network online through social media. Download the congress app and follow the links to Epilepsy Congress Facebook, Twitter and Instagram feeds. Join the conversation on the extensive scientific programme and many training courses while having the opportunity to network with delegates who share your interests. Post, comment or share your personal highlights and learning moments from all that is happening at #ECE2018 with delegates, colleagues and friends.

Visit the Media Desk where we will help if you wish to join the global conversation by introducing you to the many websites and social media platforms which provide epilepsy scientific news, updates, projects, events and activities. Already 'well connected'? Then please share your professional, local, national or regional networks with us so we can work together to reach a wider audience to raise awareness of all issues relating to the diagnosis, treatment and care of people with epilepsy.

Between scientific sessions get snap happy! Take fun photos at our social media wall. Post them using the hashtag #ECE2018.

ABSTRACTS

The ISOC would like to thank all those who submitted an abstract for review for the 13th ECE. 936 abstracts were received in 28 categories.

Abstracts may be viewed in the interactive session planner on the 13th ECE website, www.epilepsyvienna2018.org, and on the congress app.

Full abstracts, including all authors and affiliations, will be published in an *Epilepsia* online supplement post-congress, subject to editorial review.

The ISOC would also like to thank those who participated in the abstract review process.

Platform Sessions

105 abstracts, judged to be of the highest standard, were selected for platform presentation in 18 sessions throughout the programme.

Posters

Posters will be rotated on a daily basis. Posters are on display on either Monday, Tuesday or Wednesday, 09:30-16:30. See pages 119-187 for full details about posters.

Best Poster Awards

Best Poster Awards will be bestowed at the Congress Highlights Session. Authors of shortlisted posters have been informed and these posters are denoted by a rosette on the poster board.

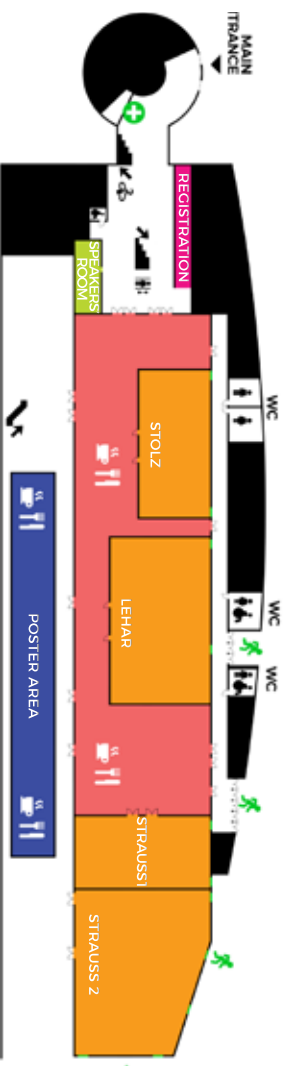
BURSARIES

In order to encourage young researchers to participate in the 13th ECE, bursaries were made available for the presenting author of a number of abstracts that stood out for their scientific quality. Bursaries cover registration, travel and accommodation. 29 bursaries were awarded.

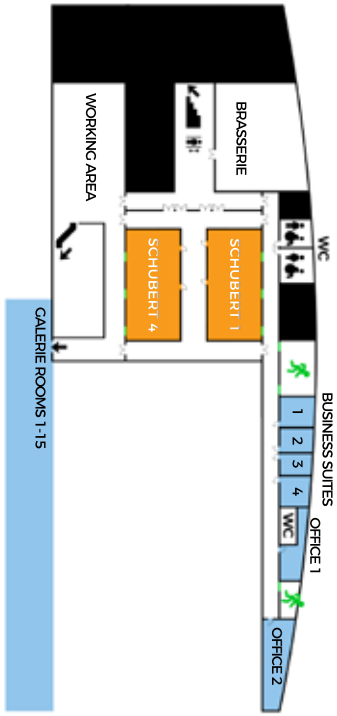
The 13th ECE bursary recipients are:

Surname	First Name	Country
Arkipova	Nastasia	Russia
Baud	Maxime	Switzerland
Bibi	David	Israel
Bronisz	Elżbieta	Poland
Bryant	Lorna	United Kingdom
De Palma	Luca	Italy
Fabera	Petr	Czech Republic
Foged	Mette Thrane	Denmark
Foit	Niels Alexander	Germany
Gorincioi	Nadejda	Moldova
Griu	Corina	Moldova
Kavcic	Alja	Slovenia
Kocjančič	Daša	Slovenia
Librizzi	Laura	Italy
Lucchi	Chiara	Italy
Mazuela Aguila	Gonzalo	Spain
Mbizvo	Gashirai K	United Kingdom
Melikova	Shahla	Azerbaijan
Pail	Martin	Czech Republic
Pellegrin	Serena	Italy
Raimundo	Rita	Portugal
Romoli	Michele	Italy
Rubleva	Yuliya	Russia
Santarone	Marta Elena	Italy
Schidlitzki	Alina	Germany
Shidlovskaja	Olga	Russia
Tetro	Nino	Israel
Varró	Petra	Hungary
Yavuz	Melis	Turkey


GROUND FLOOR



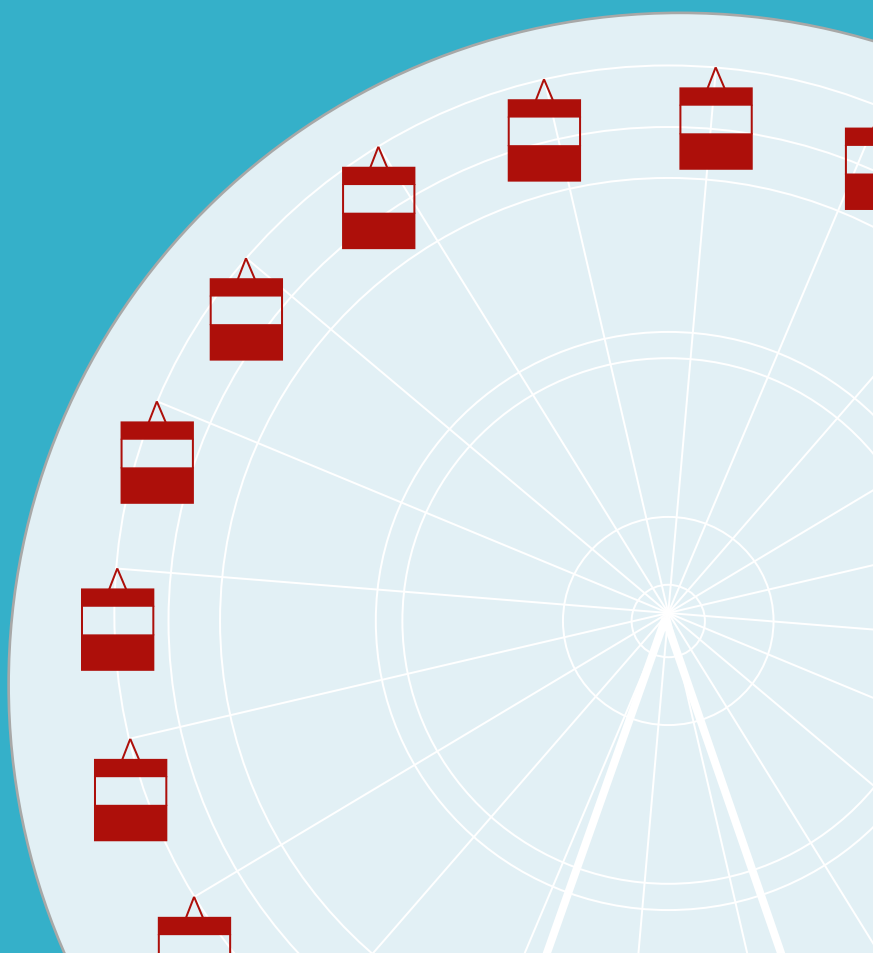
FIRST FLOOR



LEGEND

- | | | | |
|---|-------------------|---|-------------------|
|  | REGISTRATION |  | SESSION ROOMS |
|  | EXHIBITION HALL |  | POSTER AREA |
|  | BUSINESS MEETINGS |  | SPEAKERS' ROOM |
|  | TOILETS |  | CONGRESS CATERING |
|  | STAIRS |  | LIFTS |
|  | ESCALATOR |  | EMERGENCY EXITS |
|  | CLOAKROOM |  | FIRST AID |

scientific programme



SCIENTIFIC PROGRAMME INFORMATION

Main & Parallel Sessions

The scientific sessions form the main part of the congress programme. The topics were chosen by the ISOC and the sessions were selected from the numerous proposals submitted by ILAE members and other experts. These sessions were selected to represent the best European and global epileptology.

The programme covers all aspects of epileptology, but four main themes have been selected, representing Adult Epileptology, Basic and Translational Science, Childhood Epileptology and Pharmacotherapy, and each with an associated Main Session.

The four associated main sessions address the following topics:

- 'Acquired epilepsies: mechanisms, therapeutic advances and unmet needs'
- 'Tauopathies and epilepsy'
- 'Advances in the development of diagnostic and prognostic biomarkers for childhood onset epilepsies'
- 'Targeted therapy'

The Chair's Symposium covers 'Recent advances and treatments in status epilepticus'.

The programme will also feature a joint symposium between the ILAE-Commission on European Affairs (CEA) and the EAN (European Academy of Neurology) on 'From brain networks to clinical networks. The future of collaborative research?'.

Special Sessions

Special sessions include a prestigious lecture by Raphael Mechoulam, 'Cannabinoids going back and ahead', and the Symposium of Excellence in Epileptology, with talks by ILAE-Europe and ILAE Journal award-winners.

In addition, Thursday sees the 'Social Care Forum: Facilitating self-management in epilepsy', 'Patienten-Forum: Epilepsie aktiv leben – Anfälle erkennen, beraten und behandeln' and the session on the European Study on the Burden and Care of Epilepsy (ESBACE).

ECE Forums

The innovative and popular ECE Forums will again form part of the programme. These are designed to be sessions in which selected topics can be explored and discussed in an informal workshop style. The topics were selected from proposals made by ILAE members worldwide and generally focus on cutting-edge or controversial aspects of epilepsy work, not least including discussions on new or planned projects of general interest.

The sessions are intended to be creative and interactive, and are open, free of charge, to all participants of the congress.

Platform Sessions and Poster Presentations

105 of the best submitted abstracts have been selected by the ISOC for oral presentation and will be presented in Platform Sessions from Monday to Wednesday. Special attention has also been given to poster presentations during the congress. Posters will be on display from Monday to Wednesday, giving the opportunity to all authors to present their work and for delegates to ask questions.

Best Poster Awards will be conferred during the Highlights Session on the last day of the congress.

Teaching Sessions

Seven Teaching Sessions on Thursday are at an advanced level.

- Advanced teaching session: Neurophysiology
- Advanced teaching session: Neuroimaging
- Advanced teaching video session: Seizure semiology – adult
- Advanced teaching video session: Seizure semiology – children
- Advanced teaching session: Epileptology in the ICU
- Advanced teaching session: Genetic testing

Half-Day Teaching Courses

Three separate half-day teaching courses run on Monday, Tuesday and Wednesday mornings. Registration is required for each course and there is a limited number of participants at each. Course didactic materials will be made available to participants.

- How to do it – Diagnosis of epilepsy
- How to do it – Treatment of epilepsy
- Basic science for clinicians

Morning Courses

Two separate morning teaching courses run on Tuesday and Wednesday. Registration is required for each course and there is a limited number of participants at each.

- EEG Technician Teaching Course
- Neuropsychology Teaching Course: Evidence-based psychobehavioral treatments for people with epilepsy

Highlights Session

The Congress Highlights Session on Thursday will give delegates an overview of the most important advancements that have been presented during the congress. Each Main Topic Chair will present the highlights and essential take-home messages from the congress.

CME ACCREDITATION

The 13th European Congress on Epileptology has been accredited by the European Accreditation Council for Continuing Medical Education (EACCME®) with 28 European CME credits (ECMEC®s). Each medical specialist should claim only those hours of credit that he/she actually spent in the educational activity.

Through an agreement between the Union Européenne des Médecins Spécialistes and the American Medical Association, physicians may convert EACCME® credits to an equivalent number of AMA PRA Category 1 Credits™. Information on the process to convert EACCME® credit to AMA credit can be found at www.ama-assn.org/education/earn-credit-participation-international-activities.

Live educational activities, occurring outside of Canada, recognised by the UEMS-EACCME® for ECMEC®s are deemed to be Accredited Group Learning Activities (Section 1) as defined by the Maintenance of Certification Program of the Royal College of Physicians and Surgeons of Canada.

Please note that the programme is subject to change. Check back here regularly for the latest information.



4th African Epilepsy Congress

22-24 August 2019

Kampala, Uganda



PROGRAMME TIMETABLE OVERVIEW

Sunday 26th August	Monday 27th August	Tuesday 28th August																																																															
	<table border="1"> <tr> <td></td> <td>Special Lecture 08.30-09.30</td> <td>ECE Forum (4) 08.00-09.30</td> <td rowspan="2">Teaching Course: How to do it - Diagnosis 08.00-12.00</td> </tr> <tr> <td></td> <td colspan="2">Chairs' Symposium 09.30-11.30</td> </tr> <tr> <td></td> <td colspan="2">Break</td> <td></td> </tr> <tr> <td></td> <td colspan="2">Platform Session (6) 12.00-13.30</td> <td></td> </tr> <tr> <td></td> <td colspan="2">Lunch & Posters 13.30-14.40</td> <td></td> </tr> <tr> <td></td> <td colspan="2">Session (6) 14.40-16.10</td> <td></td> </tr> <tr> <td></td> <td colspan="2">Break</td> <td></td> </tr> <tr> <td></td> <td colspan="2">Satellite Symposium 16.30-18.00</td> <td></td> </tr> </table>		Special Lecture 08.30-09.30	ECE Forum (4) 08.00-09.30	Teaching Course: How to do it - Diagnosis 08.00-12.00		Chairs' Symposium 09.30-11.30			Break				Platform Session (6) 12.00-13.30				Lunch & Posters 13.30-14.40				Session (6) 14.40-16.10				Break				Satellite Symposium 16.30-18.00			<table border="1"> <tr> <td></td> <td>ECE Forum (4) 08.00-09.30</td> <td>Morning Symposium 08.00-09.30</td> <td rowspan="2">Teaching Course: How to do it - Treatment 08.00-12.00</td> </tr> <tr> <td></td> <td>Main Session 09.30-11.30</td> <td>Main Session 09.30-11.30</td> <td>EEG Technician Course 09.30-11.30</td> </tr> <tr> <td></td> <td colspan="2">Break</td> <td></td> </tr> <tr> <td></td> <td colspan="2">Platform Session (6) 12.00-13.30</td> <td></td> </tr> <tr> <td></td> <td colspan="2">Lunch & Posters 13.30-14.40</td> <td></td> </tr> <tr> <td></td> <td colspan="2">Session (6) 14.40-16.10</td> <td></td> </tr> <tr> <td></td> <td>Break</td> <td>Herbert Reisner Prize Session 16.15-18.00</td> <td>Break</td> </tr> <tr> <td></td> <td>ECE Forum (2) 16.30-18.00</td> <td>Satellite Symposium (2) 16.30-18.00</td> <td></td> </tr> </table>		ECE Forum (4) 08.00-09.30	Morning Symposium 08.00-09.30	Teaching Course: How to do it - Treatment 08.00-12.00		Main Session 09.30-11.30	Main Session 09.30-11.30	EEG Technician Course 09.30-11.30		Break				Platform Session (6) 12.00-13.30				Lunch & Posters 13.30-14.40				Session (6) 14.40-16.10				Break	Herbert Reisner Prize Session 16.15-18.00	Break		ECE Forum (2) 16.30-18.00	Satellite Symposium (2) 16.30-18.00	
	Special Lecture 08.30-09.30	ECE Forum (4) 08.00-09.30	Teaching Course: How to do it - Diagnosis 08.00-12.00																																																														
	Chairs' Symposium 09.30-11.30																																																																
	Break																																																																
	Platform Session (6) 12.00-13.30																																																																
	Lunch & Posters 13.30-14.40																																																																
	Session (6) 14.40-16.10																																																																
	Break																																																																
	Satellite Symposium 16.30-18.00																																																																
	ECE Forum (4) 08.00-09.30	Morning Symposium 08.00-09.30	Teaching Course: How to do it - Treatment 08.00-12.00																																																														
	Main Session 09.30-11.30	Main Session 09.30-11.30		EEG Technician Course 09.30-11.30																																																													
	Break																																																																
	Platform Session (6) 12.00-13.30																																																																
	Lunch & Posters 13.30-14.40																																																																
	Session (6) 14.40-16.10																																																																
	Break	Herbert Reisner Prize Session 16.15-18.00	Break																																																														
	ECE Forum (2) 16.30-18.00	Satellite Symposium (2) 16.30-18.00																																																															
<table border="1"> <tr> <td>Neurobiology Symposium 14.30-16.00</td> <td>Session (5) 14.30-16.00</td> <td>Neonatal seizure guidelines 14.00-16.30</td> </tr> <tr> <td colspan="3">Satellite Symposium (2) 16.30-18.00</td> </tr> </table>	Neurobiology Symposium 14.30-16.00	Session (5) 14.30-16.00	Neonatal seizure guidelines 14.00-16.30	Satellite Symposium (2) 16.30-18.00			<p>~ Posters on Display all day ~ Authors present (14.00-14.40)</p>	<p>~ Posters on Display all day ~ Authors present (14.00-14.40)</p>																																																									
Neurobiology Symposium 14.30-16.00	Session (5) 14.30-16.00	Neonatal seizure guidelines 14.00-16.30																																																															
Satellite Symposium (2) 16.30-18.00																																																																	

Wednesday 29th August				Thursday 30th August			
~ Posters on Display all day ~ Authors present (14.00-14.40)	ECE Forum (4) 08.00-09.30	Morning Symposium 08.00-09.30		ECE Forum (3) 08.00-09.30	Advanced Teaching Session (2) 08.00-09.30	Social Care Forum 08.00-09.30	
	Main Session 09.30-11.30	Main Session 09.30-11.30	Neuropsychology Course 09.30-11.30	Teaching Course: Basic Science for Clinicians 08.00-12.00	ECE Forum (3) 09.30-11.00	Advanced Teaching Session (2) 09.30-11.00	Patienten-Forum 09.30-13.00
	Break				Break		
	Platform Session	Platform Session (5) 12.00-13.30		ECE Forum (3) 11.30-13.00	Advanced Teaching Session (2) 11.30-13.00		
	Debate 12.45-13.30			Congress Highlights Session 13.00-14.00			
	Lunch & Posters 13.30-14.40			ECE Forum 14.00-15.30	European Study on the Burden and Care of Epilepsy 13.00-18.00		
	Session (5) 14.40-16.10		Symposium of Excellence in Epileptology 14.15-16.15				
	Break			Dravet Syndrome European Federation Symposium 16.00-18.00			
	Session (5) 16.30-18.00		Satellite Symposium 16.30-18.00				

SUNDAY 26TH AUGUST




	Strauss 2	Lehar	Strauss 1
13.30-14.00			
14.00-14.30			
14.30-15.00	Parallel Session: Sex matters – also in epilepsy	Parallel Session: Hot topics in epilepsy surgery	Parallel Session: Myths and misbeliefs in the idiopathic generalized epilepsies (IGEs)
15.00-15.30			
15.30-16.00			
16.00-16.30			
16.30-17.00			Satellite Symposium
17.00-17.30			
17.30-18.00			



 Aetiology, Classification, Semiology, Other

 Basic Science

 Epilepsy Surgery

Stolz	Schubert 1	Schubert 4	Suite 3&4
<p>Parallel Session: Epilepsy and the social brain</p>	<p>Parallel Session: The expansion of ultra-long-term EEG-recordings in the near future</p>	<p>Parallel Session: Neurobiology Symposium: Does coffee/caffeine consumption influence seizures and epilepsy?</p>	<p>Parallel Session: Neonatal seizure guidelines by the Neonatal Seizure Taskforce of the ILAE Commission on Pediatrics</p>
<p>Satellite Symposium</p>			

 Genetics
 Medical Therapy and Pharmacology
 Neurophysiology and Neuroimaging

 Paediatric Epileptology
 Psychiatry and Psychology
 Social Care

SUNDAY 26TH AUGUST

PARALLEL SESSION

Suite 3&4

14:00 - 16:30

Neonatal seizure guidelines – a workshop by the Neonatal Seizure Task Force of the ILAE Commission on Pediatrics

Chair: Stéphane Auvin (France)

Why we need guidelines for neonatal seizures

Linda De Vries (Netherlands)

How to do guidelines

Jo Wilmshurst (South Africa)

Where are we in the update of the guidelines for neonatal seizures?

Ronit Pressler (United Kingdom) & Hans Hartmann (Germany)

Interaction with the audience based on clinical case presentation

Martha Feucht (Austria) & Stéphane Auvin (France)

PARALLEL SESSION

Strauss 2

14:30 - 16:00

Sex matters – also in epilepsy

Co-chairs: Oliver Henning (Norway) & Dana Ekstein (Israel)

Prevalence and characteristics of sexual dysfunction in patients with epilepsy

Oliver Henning (Norway)

Sexual dysfunction in patients with epilepsy: Pathogenic mechanisms

Gerhard Luef (Austria)

Doctor, I have lost interest in sex - what to do?

Anneliese Schwenkhagen (Germany)

Sexual function after epilepsy surgery

Kurupath Radhakrishnan (India)

SUNDAY 26TH AUGUST

PARALLEL SESSION

Lehar

14:30 - 16:00 **Hot topics in epilepsy surgery**

Co-chairs: Andreas Schulze-Bonhage (Germany) & Aleksandar Ristic (Serbia)

Stereotactic approaches to treat hypothalamic hamartomas

Andreas Schulze-Bonhage (Germany)

Thermoablation for temporal lobe epilepsy?

Zdeněk Vojtěch (Czech Republic)

Laser interstitial thermal therapy in which epilepsy syndrome?

Daniel Curry (USA)

Radiosurgery in epilepsy

Andrew McEvoy (United Kingdom)

PARALLEL SESSION

Strauss 1

14:30 - 16:00 **Myths and misbeliefs in the idiopathic generalized epilepsies (IGEs)**

Co-chairs: Mar Carreño (Spain) & Bosanka Jovic-Jakubi (Serbia/Oman)

Myth: Basic mechanisms involved in non-convulsive seizures are similar in IGE and focal epilepsies

Antoine Depaulis (France)

Myth: The IGEs are all genetic

Jose Serratosa (Spain)

Myth: Drug-resistance in the IGEs is rare

Jukka Peltola (Finland)

Myth: There are plenty of treatment options for the IGEs

Pierre Thomas (France)

SUNDAY 26TH AUGUST

PARALLEL SESSION

Stolz

14:30 - 16:00

Epilepsy and the social brain

Co-chairs: Petr Marusic (Czech Republic) & Hennric Jokeit (Switzerland)

The social brain - its development, neurology and epilepsy

Stefano Meletti (Italy)

Imaging of the social brain

Hrvoje Hecimovic (Croatia)

Socio-behavioural side effects of AED and epilepsy surgery

Jana Amlerova (Czech Republic)

Remediation of social functioning: Where are we?

Hennric Jokeit (Switzerland)

PARALLEL SESSION

Schubert 1

14:30 - 16:00

The expansion of ultra-long-term EEG-recordings in the near future

Co-chairs: Troels Wesenberg Kjær (Denmark) & Johan Arends (Netherlands)

Long term EEG monitoring out of the EMU

Pål Larsson (Norway)

Long term implantable EEG

Troels Wesenberg Kjær (Denmark)

Algorithms for detection of rare seizure events in patients with intellectual disabilities

Johan Arends (Netherlands)

The caretakers view: does continuous monitoring lead to more independence?

Maaïke Ballieux (Netherlands)

SUNDAY 26TH AUGUST

PARALLEL SESSION

Schubert 4

14:30 - 16:00

Neurobiology Symposium: Does coffee/caffeine consumption influence seizures and epilepsy?

Co-chairs: Astrid Nehlig (France) & Aristeia Galanopoulou (USA)

Interindividual variability of caffeine metabolism and circulating levels

Astrid Nehlig (France)

Mechanisms of action of caffeine in the brain and potential proconvulsant properties of caffeine

Detlev Boison (USA)

Consequences of early life caffeine exposure on brain development and susceptibility to seizures

Christophe Bernard (France)

Does coffee/caffeine consumption influence seizure activity in individuals with epilepsy?

Christian Samsonsen (Norway)

16:30 - 18:00

SATELLITE SYMPOSIUM

See page 91

Strauss 1

16:30 - 18:00

SATELLITE SYMPOSIUM

See page 91

Stolz

MONDAY 27TH AUGUST

	Strauss 2	Lehar	Strauss 1
08.00-08.30			
08.30-09.00	Special Session: Cannabinoids going back and ahead	ECE Forum: Refractory and superrefractory Status Epilepticus (RSE & SRSE)	ECE Forum: Targeting the brain-gut-microbiota axis for treatment of epilepsy and related comorbidities
09.00-09.30			
09.30-10.00			
10.00-10.30	Chairs' Symposium: Recent advances and treatments in status epilepticus		
10.30-11.00			
11.00-11.30			
11.30-12.00		<i>Break</i>	
12.00-12.30	Platform Session: Status epilepticus	Platform Session: Adult epileptology	Platform Session: Epilepsy in childhood 1
12.30-13.00			
13.00-13.30			
13.30-14.00	<i>Break &</i>		
14.00-14.30	<i>Break &</i>		
14.30-15.00	Parallel Session: Tuberous sclerosis complex: understanding and modifying epileptogenesis	Parallel Session: The gut microbiota and epilepsy: is there a link?	Parallel Session: Teratogenicity of antiepileptic drugs (AEDs)
15.00-15.30			
15.30-16.00			
16.00-16.30			
16.30-17.00			
17.00-17.30			
17.30-18.00			




Aetiology, Classification, Semiology, Other
 Basic Science
 Epilepsy Surgery

Genetics
 Medical Therapy and Pharmacology
 Neurophysiology and Neuroimaging

Stolz	Schubert 1	Schubert 4
<p>ECE Forum: Biomarkers to predict ketogenic diet response</p>	<p>Teaching Course: How to do it - Diagnosis</p>	<p>ECE Forum: Very high frequency oscillations: Where is the horizon and what important is beyond?</p>
<p>Platform Session: Clinical pharmacology</p>	<p>Platform Session: Basic science 1</p>	<p>Platform Session: Epilepsy surgery & neuroimaging</p>

Posters

<p>Parallel Session: Prevention strategies to reduce mortality in epilepsy</p>	<p>Parallel Session: Subjective impressions triggered by cortical electrical stimulations</p>	<p>Parallel Session: What cerebrospinal fluid can tell us about epilepsy</p>
<p>Satellite Symposium</p>		

 Paediatric Epileptology
 Psychiatry and Psychology
 Social Care

MONDAY 27TH AUGUST

ECE FORUM



Lehar

08:00 - 09:30 **Refractory and superrefractory Status Epilepticus (RSE & SRSE)**

Chair: Felix Rosenow (Germany)

Mortality and costs of RSE and SRSE

Adam Strzelczyk (Germany)

Multimodal monitoring in SRSE

Alois Schiefecker (Austria)

Therapeutic options in RSE and SRSE

Felix Rosenow (Germany)

Relevance and treatment of (medical) comorbidities

Stephan Rüegg (Switzerland)

ECE FORUM



Strauss 1

08:00 - 09:30 **Targeting the brain-gut-microbiota axis for treatment of epilepsy and related comorbidities**

Chair: Sanjay Sisodiya (United Kingdom)

The bidirectional link between CNS and gut microbiota in epilepsy and other neuropsychiatric disease

Pasquale Striano (Italy)

The potential impact of dietary treatment on gut microbiota and epigenetics

Kaja Selmer (Norway)

Peristaltic ideas for new therapeutic strategies: insights from animal models

Emilio Russo (Italy)

The MINERVA (Microbiota-gut-brain EngineerRd platform to eVALuate intestinal microflora impact on brain functionality) project

Carmen Giordano (Italy)

MONDAY 27TH AUGUST

ECE FORUM

Stolz

08:00 - 09:30 **Biomarkers to predict ketogenic diet response**

Chair: Martha Feucht (Austria)

Are there biomarkers to predict response of ketogenic diet treatment?

Joerg Klepper (Germany)

Can the electroclinical phenotype predict the response to KD? Is the improvement of the EEG a predictor to KD response?

Stéphane Auvin (France)

What kind of biomarkers can emerge in the future to predict response to KD?

Sabine Scholl-Buerger (Austria)

ECE FORUM

Schubert 4

08:00 - 09:30 **Very high frequency oscillations:
Where is the horizon and what important is beyond?**

Chair: Gregory Worrell (USA)

Insights from animal models

Premysl Jiruska (Czech Republic)

Interictal very high frequency oscillations

Milan Brázdil (Czech Republic)

Ictal very high frequency oscillations

Naotaka Usui (Japan)

VHFOs and micro recordings

Gregory Worrell (USA)

MONDAY 27TH AUGUST

TEACHING COURSE

Schubert 1

08:00 - 12:00

How to do it – Diagnosis of epilepsy

Facilitators: Rainer Surges (Germany) & Reetta Kälviäinen (Finland)

Diagnostic delays in epilepsy: implications and opportunities to improve care

Reetta Kälviäinen (Finland)

How to avoid misinterpretation of EEG in epilepsy?

Petr Marusic (Czech Republic)

How to interpret cerebral MRI in epilepsy?

Margitta Seeck (Switzerland)

ECG for the epileptologist

Rainer Surges (Germany)

How to deal with the diagnostic challenges of pediatric epilepsy?

Edda Haberlandt (Austria)

SPECIAL SESSION

Strauss 2

08:30 - 09:30

Cannabinoids going back and ahead

Co-chairs: Meir Bialer (Israel) & Eugen Trinka (Austria)

Introduction

Meir Bialer (Israel)

Cannabinoids going back and ahead

Raphael Mechoulam (Israel)

MONDAY 27TH AUGUST

MAIN SESSION

Strauss 2

09:30 - 11:30

Chairs' Symposium: Recent advances and treatments in status epilepticus

Co-chairs: Meir Bialer (Israel) & Eugen Trinko (Austria)

Circuits, networks, and systems in status epilepticus

Jaideep Kapur (USA)

Epigenetic treatment strategies

David Henshall (Ireland)

New and upcoming pharmacological treatments of status epilepticus

Stephan Rüegg (Switzerland)

Unmet needs in neonatal status epilepticus

Ronit Pressler (United Kingdom)

PLATFORM SESSION

Strauss 2

12:00 - 13:30

Status epilepticus

Co-chairs: Jafar Mehvari Habibabadi (Iran) & Markus Leitinger (Austria)

031

Results from the Global Audit of Refractory Status Epilepticus

Monica Ferlisi (Italy)

032

Status epilepticus after experimental traumatic brain injury

Ivette Banuelos Cabrera (Finland)

033

Causes of Death in Status Epilepticus

Maximiliano A Hawkes (USA)

034

Focal myoclonic status epilepticus in tick-borne Russian spring-summer encephalitis

Nadezhda Kvaskova (Russian Federation)

035

Long-Term Mortality of Status Epilepticus in Thailand

Somsak Tiamkao (Thailand)

036

The essence of the first 2.5 hours in the treatment of generalized convulsive status epilepticus

Leena Kämpfi (Finland)

MONDAY 27TH AUGUST

PLATFORM SESSION

Lehar

12:00 - 13:30

Adult epileptology

Co-chairs: Dana Ekstein (Israel) & Jera Kruja (Albania)

001

Cerebrospinal fluid profile in epilepsy considering exclusion of an autoimmune origin

Marie Süße (Germany)

002

Automated free-water imaging analysis in patients with epilepsy and focal cortical dysplasia

Barbara Kreilkamp (United Kingdom)

003

Disrupted basal ganglia networks in GLUT1 Deficiency Syndrome: different connectivity pattern at different stages of life

Anna Elisabetta Vaudano (Italy)

004

Neuronal antibodies in a prospective, multicenter cohort of patients with focal epilepsy of unknown origin

Mariénke A.A.M. de Bruijn (Netherlands)

005

Outcomes among adult patients with tuberous sclerosis complex (TSC)-associated treatment-refractory seizures treated with adjunctive everolimus: Final analysis of the EXIST-3 study

Adelheid Wiemer-Kruel (Germany)

006

Risk of stroke after late-onset seizures: a Swedish register-based case-control study

David Larsson (Sweden)

MONDAY 27TH AUGUST

PLATFORM SESSION

Strauss 1

12:00 - 13:30

Epilepsy in childhood 1

Co-chairs: Nana Tatishvili (Georgia) & Federico Vigeveno (Italy)

019

Prospective video EEG tracking of infants with Tuberous Sclerosis Complex (TSC) in the first year of life

Jessie De Ridder (Belgium)

020

Dravet Syndrome, PCDH19-related epilepsy and SCN1A-related epilepsies: early differential diagnosis

Serena Pellegrin (Italy)

021

Seizure frequency, overall healthcare resource utilization, and all-cause mortality in children with epilepsy in the UK

Richard Chin (United Kingdom)

022

Cannabidiol treatment effect and adverse events in patients with Lennox-Gastaut syndrome: pooled results from two trials

Antonio Gil-Nagel (Spain)

023

Long-term efficacy and safety of everolimus among pediatric patients with tuberous sclerosis complex (TSC) and treatment-refractory seizures: Final analysis of the EXIST-3 study

Christoph Hertzberg (Germany)

024

Long-term efficacy and safety of everolimus as adjunctive therapy in patients with tuberous sclerosis complex (TSC)-associated treatment-refractory seizures: Final analysis of the EXIST-3 study

Tilman Polster (Germany)

MONDAY 27TH AUGUST

PLATFORM SESSION

Stolz

12:00 - 13:30

Clinical pharmacology

Co-chairs: Sara Eyal (Israel) & Martin Brodie (United Kingdom)

013

Maintained safety and efficacy of cannabidiol in a long-term open-label trial in patients with Lennox-Gastaut syndrome (GWPCARE5)

M Mazurkiewicz-Beldzińska (Poland)

014

Effect of anti-epileptic drugs on biomarkers of excitotoxic brain damage in focal seizures: A randomized controlled trial

Rituparna Maiti (India)

015

GENERAL study: 1-year real-life effectiveness and tolerability of perampanel in idiopathic generalized epilepsy

Vicente Villanueva (Spain)

016

Comparison of human brain penetration and target/SV2A affinities of brivaracetam and levetiracetam by PET

Rafal Kaminski (Belgium)

017

Bidirectional drug-drug interaction with coadministration of cannabidiol and clobazam in a Phase 1 healthy volunteer trial

Volker Knappertz (USA)

018

Exposure-response analysis of cannabidiol for the treatment of Lennox-Gastaut syndrome

Gilmour Morrison (United Kingdom)

MONDAY 27TH AUGUST

PLATFORM SESSION

Schubert 1

12:00 - 13:30

Basic science 1

Co-chairs: Jose Serratos (Spain) & Aljoscha Thomschewski (Austria)

007

The anti-epileptic effect of spinal cord stimulation in kainic acid induced epilepsy rat model

Akihiko Kondo (Japan)

008

Reducing KCC2 in the adult hippocampus initiates epilepsy

Matt Kelley (USA)

009

Pathological connectivity of the hippocampal CA2 region in temporal lobe epilepsy

Ute Häussler (Germany)

010

Dynamic interaction of local and transhemispheric networks is necessary for progressive intensification of hippocampal seizures

Fredrik Berglind (Sweden)

011

Novel approaches to detect post-ictal cortical spreading depression (CSD) in awake rodents

Robert Wykes (United Kingdom)

012

Altered GABAergic transmission underlies epileptogenicity in human pediatric Focal Cortical Dysplasia

Thomas Blauwblomme (France)

MONDAY 27TH AUGUST

PLATFORM SESSION

Schubert 4

12:00 - 13:30

Epilepsy surgery & neuroimaging

Co-chairs: Silvia Bonelli (Austria) & Emilija Cvetkovska (FYR Macedonia)

025

Motor Network Hypersynchrony as an Endophenotype in Families with Genetic Generalised Epilepsy: a resting state fMRI study

Mark P. Richardson (United Kingdom)

026

Subcortical diffusional kurtosis imaging and antiepileptic drug treatment outcome in newly diagnosed focal epilepsy

Lorna Bryant (United Kingdom)

027

Functional connectivity of left temporal lobe language networks in temporal lobe epilepsy

Karin Trimmel (United Kingdom)

028

In-vivo imaging evidence for a human area tempesta: a crucial site influencing outcome after epilepsy surgery

Marian Galovic (United Kingdom)

029

When to stop antiepileptic drugs after pediatric epilepsy surgery? Presentation of a new prediction tool

Herm J Lamberink (Netherlands)

030

Lateral vs parasagittal hemispherotomy: technical note, outcome and their predictors in a multicenter Italian cohort

Luca De Palma (Italy)

MONDAY 27TH AUGUST

PARALLEL SESSION

Strauss 2

14:40 - 16:10

Tuberous sclerosis complex: understanding and modifying epileptogenesis

Co-chairs: Alexis Arzimanoglou (France) & Martha Feucht (Austria)

Epilepsy and behaviour in TSC

Paolo Curatolo (Italy)

Molecular biomarkers of epileptogenesis

Eleonora Aronica (Netherlands)

Clinical (imaging and EEG) biomarkers of epileptogenesis in TSC

Lieven Lagae (Belgium)

Early and preventative treatment of epilepsy in TSC to modify neurological outcome

Sergiusz Jozwiak (Poland)

PARALLEL SESSION

Lehar

14:40 - 16:10

The gut microbiota and epilepsy: is there a link?

Co-chairs: Astrid Nehlig (France) & Emilio Russo (Italy)

Why should we become interested in the gut-brain axis in epilepsy?

Astrid Nehlig (France)

The microbiota gut-brain axis and neurological disorders

John Cryan (Ireland)

Could the antiepileptic effect of the ketogenic diet reflect an action on the gut?

Stéphane Auvin (France)

Stress, microbiome and kindling

Andrey Mazarati (USA)

MONDAY 27TH AUGUST

PARALLEL SESSION

Strauss 1

14:40 - 16:10

Teratogenicity of antiepileptic drugs (AEDs)

Co-chairs: Stanislav Groppa (Moldova) & Gudrun Kalss (Austria)

How can we take advantage of contemporary genetic tools to find a genetic signature of susceptibility to use AEDs with greater safety?

Richard Finnell (USA)

How the next generation should be developed knowing the problems of the existing AEDs

Meir Bialer (Israel)

Juvenile myoclonic epilepsy in pregnancy: Update from EURAP on AED use, seizure control and pregnancy outcome

Torbjörn Tomson (Sweden)

Teratogenicity in law court

Simon Shorvon (United Kingdom)

PARALLEL SESSION

Stolz

14:40 - 16:10

Prevention strategies to reduce mortality in epilepsy

Co-chairs: Marco Mula (United Kingdom) & Claudia Granbichler (Austria)

Prevention of SUDEP

Rainer Surges (Germany)

Prevention of suicide

Marco Mula (United Kingdom)

Prevention of accidents and injuries

Tim von Oertzen (Austria)

Prevention of serious adverse events of antiepileptic drugs

Cecilie Johannessen Landmark (Norway)

MONDAY 27TH AUGUST

PARALLEL SESSION

Schubert 1

14:40 - 16:10

Subjective impressions triggered by cortical electrical stimulations

Co-chairs: Fabienne Picard (Switzerland) & Ekaterina Patarai (Austria)

Limbic electrical stimulations triggering experiential and emotional phenomena

Andreas Schulze-Bonhage (Germany)

Pain as a product of cortical electrical stimulations

Laure Mazzola (France)

Autoscopic phenomena induced by electrical stimulations

Margitta Seeck (Switzerland)

Ecstatic auras induced by electrical stimulation

Fabienne Picard (Switzerland)

PARALLEL SESSION

Schubert 4

14:40 - 16:10

What cerebrospinal fluid can tell us about epilepsy

Co-chairs: Peter Körtvelyessy (Germany) & Romana Höftberger (Austria)

Biomarker proteins and cytokines in the CSF of epilepsy patients

Peter Körtvelyessy (Germany)

Blood-brain barrier dysfunction, seizures and epilepsy

Erwin van Vliet (Netherlands)

Autoantibodies in the CSF and their role in epilepsy

Christian Bien (Germany)

MicroRNAs as potential biomarkers of epilepsy

David Henshall (Ireland)







16:30 - 18:00

SATELLITE SYMPOSIUM

Stolz

See page 92




TUESDAY 28TH AUGUST

	Strauss 2	Lehar	Strauss 1
08.00-08.30	ECE Forum: Neonatal status epilepticus: when etiology makes the difference	ECE Forum: How to handle polypharmacy and pharmacokinetic interactions in clinical practice?	ECE Forum: Pharmacoresistant epilepsy management in resource- limited settings
08.30-09.00			
09.00-09.30			
09.30-10.00	Main Session: Targeted therapy	Main Session: Tauopathies and epilepsy	
10.00-10.30			
10.30-11.00			
11.00-11.30			
11.30-12.00			
<i>Break</i>			
12.00-12.30	Platform Session: Epilepsy in childhood 2	Platform Session: Clinical neurophysiology	Platform Session: Epidemiology
12.30-13.00			
13.00-13.30			
13.30-14.00	<i>Break &</i>		
14.00-14.30	<i>Break &</i>		
14.30-15.00	Parallel Session: Enabling precision medicine in epilepsy through big health data analytics	Parallel Session: Benzodiazepines 60th Year Anniversary Symposium (1958-2018)	Parallel Session: Ictal source localization – clinical implications and future perspectives
15.00-15.30			
15.30-16.00			
16.00-16.30	<i>Break</i>		
16.30-17.00		ECE Forum: How do we safely stop, start and supervise the use of valproate in women with epilepsy?	Satellite Symposium
17.00-17.30			
17.30-18.00			
	 Aetiology, Classification, Semiology, Other	 Genetics	
	 Basic Science	 Medical Therapy and Pharmacology	
	 Epilepsy Surgery	 Neurophysiology and Neuroimaging	

Stolz	Schubert 1	Schubert 4
ECE Forum: The impact of seizure semiology - a kahoot! video semiology quiz	Teaching Course: How to do it - Treatment	Morning Symposium
		Teaching Course: EEG in epilepsy: a teaching course for EEG technicians
Platform Session: Basic science 2	Platform Session: Epilepsy and women; Neurostimulation	Platform Session: Epilepsy surgery 1

Posters

Parallel Session: The role of thalamus in seizures and treatment in focal epilepsies	Parallel Session: Update on psychogenic nonepileptic seizures	Parallel Session: EAN – ILAE-CEA Symposium: From brain networks to clinical networks. The future of collaborative research?
Satellite Symposium	Herbert Reisner Prize - Scientific Session of the Austrian Society of Epileptology	ECE Forum: NORSE and FIRES: what to expect behind classification

-  Paediatric Epileptology
-  Psychiatry and Psychology
-  Social Care

TUESDAY 28TH AUGUST

ECE FORUM

Strauss 2

08:00 - 09:30 **Neonatal status epilepticus: when etiology makes the difference**

Chair: Lucia Fusco (Italy)

Neonatal status epilepticus in hypoxic-ischemic etiology in preterm and term neonates, choose when treatment is mandatory

Ronit Pressler (United Kingdom)

Neonatal status epilepticus in acquired etiologies, when etiology and treatment are straightforward

Lucia Fusco (Italy)

Neonatal status epilepticus in metabolic etiology, when tailored therapies can change the prognosis

Monika Eisermann (France)

Neonatal status epilepticus in genetic etiology, an opportunity for personalized therapies

Maria Roberta Cilio (USA)

ECE FORUM

Lehar

08:00 - 09:30 **How to handle polypharmacy and pharmacokinetic interactions in clinical practice?**

Chair: Cecilie Johannessen Landmark (Norway)

Interactions between AEDs

Cecilie Johannessen Landmark (Norway)

Interactions with other drug classes

Yury Kiselev (Norway)

Polypharmacy aspects in the elderly, patient and population aspects

Arton Baftiu (Norway)

Handling of pharmacokinetic interactions with therapeutic drug monitoring

Svein Johannessen (Norway)

TUESDAY 28TH AUGUST

ECE FORUM

Strauss 1

08:00 - 09:30 **Pharmacoresistant epilepsy management in resource-limited settings**

Co-chairs: Silvio Basic (Croatia) & Emilija Cvetkovska (FYR Macedonia)
& Vladimir Donath (Slovakia)

Pharmacoresistant epilepsy - epidemiology and differential diagnosis

Ruta Mameniskiene (Lithuania)

Treating epilepsy - therapeutic challenge in countries with limited resources

Stanislav Groppa (Moldova, Republic of)

Epilepsy comorbidities

Joanna Jedrzejczak (Poland)

Preoperative evaluation in limited settings

Dragoslav Sokic (Serbia)

ECE FORUM

Stolz

08:00 - 09:30 **The impact of seizure semiology - a kahoot! video semiology quiz**

Chair: Morten Lossius (Norway)

Differential diagnosis based on seizure semiology

Rune Markhus (Norway)

Seizure semiology and the new classification of epileptic seizures in adults

Karl Nakken (Norway)

Seizure semiology and the new classification of epileptic seizures in children

Dana Craiu (Romania)

Seizure semiology and seizure onset zone

Philippe Ryvlin (Switzerland)

TUESDAY 28TH AUGUST

08:00 - 09:30 **SATELLITE SYMPOSIUM** Schubert 4
See page 93

TEACHING COURSE Schubert 1

08:00 - 12:00 **How to do it – Treatment of epilepsy**
Facilitators: Margitta Seeck (Switzerland) & Lieven Lagae (Belgium)

First line approach: which drug to start with and how to start it
Martin Brodie (United Kingdom)

What if the first two drugs fail? Next level drug therapy
Margitta Seeck (Switzerland)

How do we assess outcome?
Adam Strzelczyk (Germany)

What if all drugs fail?
Lieven Lagae (Belgium)

MAIN SESSION Strauss 2

09:30 - 11:30 **Targeted therapy**
Co-chairs: Simon Shorvon (United Kingdom) & Heidrun Potschka (Germany)

Targeting genes
Renzo Guerrini (Italy)

Targeting novel receptors
Mike Rogawski (USA)

Targeting epileptogenesis
Asla Pitkanen (Finland)

Targeting systems
Mark Cook (Australia)

TUESDAY 28TH AUGUST

MAIN SESSION

Lehar

09:30 - 11:30

Tauopathies and epilepsy

Co-chairs: Matthew Walker (United Kingdom) & Andrew Cole (USA)

The physiological and pathophysiological relevance of Tau

Gabor Kovacs (Austria)

The role of Tau in epileptogenesis

Terence O'Brien (Australia)

The role of Tau in human epilepsy

Matthias Koepp (United Kingdom)

The impact of seizures on Alzheimer's

Andrew Cole (USA)

TEACHING COURSE

Schubert 4

09:30 - 11:30

EEG in epilepsy: a teaching course for EEG technicians

Facilitators: Markus Leitinger (Austria) & Walter van Emde Boas (Netherlands)

EEG in the diagnosis and management of epilepsy I: use, abuse and pitfalls

Walter van Emde Boas (Netherlands)

Practical issues in the Epilepsy Monitoring Unit I: observation and interpretation of basic semiology

Markus Leitinger (Austria)

EEG in the diagnosis and management of epilepsy II: an orderly approach to study indications, reading and interpretation

Walter van Emde Boas (Netherlands)

Practical issues in the Epilepsy Monitoring Unit II: ictal testing and safety issues

Markus Leitinger (Austria)

TUESDAY 28TH AUGUST

PLATFORM SESSION

Strauss 2

12:00 - 13:30

Epilepsy in childhood 2

Co-chairs: Nicola Specchio (Italy) & Sofia Kasradze (Georgia)

061

Prevalence and prognostic risk factors of refractory juvenile myoclonic epilepsy: A systematic review and meta-analysis

Remi Stevelink (Netherlands)

062

Perampanel (PER) add-on therapy in children with refractory focal epilepsy: are there any most efficacious AED combinations?

Marina Nikanorova (Denmark)

063

The association of polymorphisms in genes involved in metabolism and transport of antiepileptic drugs with the presence of adverse drug reactions in Slovenian children and adolescents with epilepsy

Zvonka Rener Primec (Slovenia)

064

Prenatal MRI and correlation with outcome at two years in children with Tuberous Sclerosis Complex

Hanna Mai Hulshof (Netherlands)

065

Health-related quality of life in a European study of non-institutionalized children with epilepsy

Lieven Lagae (Belgium)

066

Impaired sleep in infants with early-onset epilepsy: comparison to typically developing peers and predictors

Manuela Pisch (United Kingdom)

TUESDAY 28TH AUGUST

PLATFORM SESSION

Lehar

12:00 - 13:30

Clinical neurophysiology

Co-chairs: Firas Fahoum (Israel) & Reetta Kälviäinen (Finland)

043

Post-ictal EEG suppression: an SEEG study of 100 generalized tonic-clonic seizures

Aileen McGonigal (France)

044

Distinct interictal HFO coupling with different seizure onset patterns

Mina Amiri (Canada)

045

Physiological ripples (80-250 Hz) are common in eloquent cortical areas: region-specific normative values

Birgit Frauscher (Canada)

046

Single-neuron activity preceding human epileptic seizures

Firas Fahoum (Israel)

047

Clinical utility of high versus low-density EEG source imaging in presurgical evaluation: impact on decision making

Mette Thrane Foged (Denmark)

048

Multi-day Periodicity in Epilepsy

Maxime Baud (Switzerland)

TUESDAY 28TH AUGUST

PLATFORM SESSION

Strauss 1

12:00 - 13:30

Epidemiology

Co-chairs: Mahmoud Motamedi (Iran) & Joanna Jedrzejczak (Poland)

049

Secular trends in sudden unexpected death in epilepsy (SUDEP) and other epilepsy-related deaths in adults: a nationwide population-based study

Gashirai K Mbizvo (United Kingdom)

050

Car crash semiology: characteristics of motor vehicle crashes associated with seizure

Andrew Neal (Australia)

051

Epilepsy, mortality and population risk factors in the province of Saskatchewan, Canada (2005-2010)

Lizbeth Hernandez Ronquillo (Canada)

052

Quality of Life in Individuals with Epilepsy

Jakob Christensen (Denmark)

053

Sex differences in febrile seizures

Julie W Dreier (Denmark)

054

Cost savings and improved patient outcomes from best management of epilepsy

Tony Marson (United Kingdom)

TUESDAY 28TH AUGUST

PLATFORM SESSION

Stolz

12:00 - 13:30

Basic science 2

Co-chairs: Davor Sporiš (Croatia) & Günther Sperk (Austria)

- 037** **Suppression of spike-and-wave discharges by an alpha 2 adrenergic receptor blocker, atipamezole, in a genetic absence epilepsy rat model**
Melis Yavuz (Turkey)
- 038** **A combination of levetiracetam and topiramate exerts disease-modifying effects in the intrahippocampal kainate mouse model**
Alina Schidlitzki (Germany)
- 039** **Chemogenetic silencing of excitatory hippocampal neurons prevents spontaneous seizures in a mouse model for temporal lobe epilepsy**
Jana Desloovere (Belgium)
- 040** **The effect of chemogenetic inhibition of excitatory neurons on hippocampal excitability and seizure frequency in a rat model**
Marie-Gabrielle Goossens (Belgium)
- 041** **Biochemical autoregulatory gene therapy for intractable focal epilepsy**
Andreas Lieb (United Kingdom)
- 042** **State-dependent effect of interictal epileptiform discharges**
Jan Chvojka (Czech Republic)

TUESDAY 28TH AUGUST

PLATFORM SESSION

Schubert 1

12:00 - 13:30

Epilepsy and women; Neurostimulation

Co-chairs: Torbjörn Tomson (Sweden) & Ruta Mameniskiene (Lithuania)

055

The influence of Anti-Epileptic Drug modifications in second or third trimester of pregnancy on fetal outcome

Ajay Asranna (India)

056

Ex vivo effects of valproic acid on the human placental barrier: Findings from gene array studies

Nino Tetro (Israel)

057

Behavioral effects after in utero exposure to antiepileptic drugs and associations with family factors: preliminary results of the Dutch observational study EURAP & Development (NL)

Yfke Huber-Mollema (Netherlands)

058

TMS-EEG as a tool to study the neuromodulatory effects of theta burst stimulation

Sofie Carrette (Belgium)

059

Epileptiform activity detected within the anterior nucleus of the thalamus in temporal lobe epilepsy patients

Daniel Fabo (Hungary)

060

Electrical stimulation for seizures induction during SEEG exploration: are they useful or not?

Agnes Trebuchon (France)

TUESDAY 28TH AUGUST

PLATFORM SESSION

Schubert 4

12:00 - 13:30

Epilepsy surgery 1

Co-chairs: Andriy Dubenko (Ukraine) & Mar Carreño (Spain)

067

Seizure Outcomes after resective single-stage Epilepsy Surgery in Children and Adolescents

Gudrun Gröppel (Austria)

068

Comparison of subdural grid electrodes and SEEG in patients with refractory epilepsy in four large European centers

Matea Rados (Netherlands)

069

Individual prediction of post-operative verbal memory decline in temporal lobe epilepsy: the contribution of postictal memory testing

Serge Vulliémot (Switzerland)

070

Trans-third ventricular approach of stereotactic radiofrequency thermocoagulation for hypothalamic hamartoma with bilateral hypothalamic attachment

Hiroshi Shirozu (Japan)

071

Multi-unit activity underlies epileptic fast ripple EEG in the mesial temporal lobe

Fedele Tommaso (Switzerland)

072

Seizure control after hemispherotomy in childhood and adolescence: can we predict outcomes?

Georgia Ramantani (Switzerland)

TUESDAY 28TH AUGUST

PARALLEL SESSION

Strauss 2

14:40 - 16:10

Enabling precision medicine in epilepsy through big health data analytics

Co-chairs: Samuel Wiebe (Canada) & Philippe Ryvlin (Switzerland)

Challenges and opportunities of using linked national electronic health records for research

Spiros Denaxas (United Kingdom)

Large, linked electronic and administrative data and the epidemiology of epilepsy

Colin Josephson (Canada)

Combining large linked national health records with genomics to advance personalised medicine

Arturo Gonzalez-Izquierdo (United Kingdom)

Rational drug design using precision medicine models

Emilio Perucca (Italy)

PARALLEL SESSION

Lehar

14:40 - 16:10

Benzodiazepines 60th Year Anniversary Symposium (1958-2018)

Co-chairs: Christian Elger (Germany) & Tobias Loddenkemper (USA)

Gastaut's magic bullet: The history of benzodiazepines in epilepsy

Simon Shorvon (United Kingdom)

How benzodiazepines' structure and pharmacokinetics affected their antiepileptic use

Meir Bialer (Israel)

The current role of benzodiazepines in epilepsy treatment

Martin Brodie (United Kingdom)

Can we develop better benzodiazepines?

Wolfgang Löscher (Germany)

TUESDAY 28TH AUGUST

PARALLEL SESSION

Strauss 1

14:40 - 16:10

Ictal source localization – clinical implications and future perspectives

Co-chairs: Margitta Seeck (Switzerland) & Sándor Beniczky (Denmark)

High density ictal source localization – what is the benefit?

Margitta Seeck (Switzerland)

Automatic ictal source localization – is it feasible?

Christoph Baumgartner (Austria)

Ictal source localization on MEG – additional benefits?

Hermann Stefan (Germany)

From ictal source localization to connectivity analysis

Pieter van Mierlo (Belgium)

PARALLEL SESSION

Stolz

14:40 - 16:10

The role of thalamus in seizures and treatment in focal epilepsies

Co-chairs: Ivan Rektor (Czech Republic) & Bogdan Florea (Romania)

Methods and concepts to explain the role of thalamus in temporal lobe epilepsy

Hal Blumenfeld (USA)

Active role of anterior thalamus in elaboration of focal seizures

Ivan Rektor (Czech Republic)

Imaging the thalamus and thalamocortical networks in focal epilepsy: significance for treatment outcome

Simon Keller (United Kingdom)

Neurostimulation – clinical experience with various thalamic targets

Friedhelm Carl Schmitt (Germany)

TUESDAY 28TH AUGUST

PARALLEL SESSION

Schubert 1

14:40 - 16:10

Update on psychogenic nonepileptic seizures

Co-chairs: Markus Reuber (United Kingdom) & Rosa Michaelis (Germany)

Towards an integrated biopsychosocial model of PNES

Markus Reuber (United Kingdom)

PNES around the world: an ILAE survey

Coraline Hingray (France)

PNES and epilepsy

Sofia Markoula (Greece)

Psychotherapy for PNES

Rosa Michaelis (Germany)

PARALLEL SESSION

Schubert 4

14:40 - 16:10

EAN – ILAE-Europe Symposium: From brain networks to clinical networks. The future of collaborative research?

Co-chairs: Paul Boon (Belgium) & Eugen Trinka (Austria)

ESBACE: Burden, care and cost of epilepsy in Europe

Jakob Christensen (Denmark)

epiCARE: The European Reference Network – where do we stand?

Helen Cross (United Kingdom)

E-epilepsy: The European Pilot Reference Network

Philippe Ryvlin (Switzerland)

SPECIAL SESSION

Schubert 1

16:15 - 18:00

Herbert Reisner Prize - Scientific Session of the Austrian Society of Epileptology

TUESDAY 28TH AUGUST

ECE FORUM

Lehar

16:30 - 18:00 **How do we safely stop, start and supervise the use of valproate in women with epilepsy?**

Chair: Tony Marson (United Kingdom)

New JME diagnosis in a 12 year old or 18 year old female

Helen Cross (United Kingdom)

Women with well controlled IGE on valproate planning pregnancy

Tony Marson (United Kingdom)

Women with poorly controlled IGE on valproate planning pregnancy

Reetta Kälviäinen (Finland)

Women with unplanned pregnancy on valproate

Torbjörn Tomson (Sweden)

16:30 - 18:00 **SATELLITE SYMPOSIUM**

Strauss 1

See page 93

16:30 - 18:00 **SATELLITE SYMPOSIUM**

Stolz

See page 94

ECE FORUM

Schubert 4

16:30 - 18:00 **NORSE and FIRES: what to expect behind classification**

Chair: Nicola Specchio (Italy)

Is NORSE/FIRES based on inflammatory process?

Eleonora Aronica (Netherlands)

What neuroimaging adds to the pathophysiology

Stefano Meletti (Italy)

Is recovery feasible after the acute phase? And in which patients?

Gerhard Kluger (Germany)

WEDNESDAY 29TH AUGUST

	Strauss 2	Lehar	Strauss 1
08.00-08.30	ECE Forum: Epilepsy and stroke - can we do better?	ECE Forum: Establishment of epilepsy surgery centres in low resource situations	ECE Forum: Imitators of epilepsy
08.30-09.00			
09.00-09.30			
09.30-10.00	Main Session: Acquired epilepsies: mechanisms, therapeutic advances and unmet needs	Main Session: Advances in the development of diagnostic and prognostic biomarkers for childhood onset epilepsies	
10.00-10.30			
10.30-11.00			
11.00-11.30			
11.30-12.00			
12.00-12.30	Platform Session: Epilepsy surgery 2	Platform Session: Epileptic encephalopathies	Platform Session: Late-breaking abstracts
12.30-13.00			
13.00-13.30	Debate: Epilepsy surgery in the 21st Century		
13.30-14.00	<i>Break &</i>		
14.00-14.30	Symposium of Excellence in Epileptology	Parallel Session: Connectivity in cognitive networks and epileptic networks	Parallel Session: Epilepsy and mitochondria
14.30-15.00			
15.00-15.30			
15.30-16.00			
16.00-16.30			
16.30-17.00	Parallel Session: Neurobehavioral co-morbidities in epilepsy: from mechanisms of vulnerability to predictive biomarkers, and to treatments	Parallel Session: The role of nodular heterotopia in epileptogenesis: a lesion or network disorder?	Parallel Session: Rational drug combination for disease prevention and disease-modification by network pharmacology
17.00-17.30			
17.30-18.00			

Aetiology, Classification, Semiology, Other
 Basic Science
 Epilepsy Surgery

Genetics
 Medical Therapy and Pharmacology
 Neurophysiology and Neuroimaging

Stolz	Schubert 1	Schubert 4
<p>ECE Forum: Neuropathology of epilepsy - 2018 update</p>	<p>Teaching Course: Basic Science for Clinicians: How do advances in our understanding of pathophysiological mechanisms translate to improved patient management?</p>	<p>Morning Symposium</p> <p>Teaching Course: Neuropsychology Course: Evidence-based psychobehavioral treatments for people with epilepsy</p>
<p>Platform Session: Basic science 3</p>	<p>Platform Session: Clinical epileptology</p>	<p>Platform Session: Psychiatry & neuropsychology</p>

Posters

<p>Parallel Session: Epileptic encephalopathies in adulthood: clinical features and personalized therapy</p>	<p>Parallel Session: Pharmacoresistance and epileptogenesis</p>	<p>Parallel Session: Seizure detection and quantification: paradigm shift in diagnosis and therapy of epilepsy?</p>
<p>Satellite Symposium</p>	<p>Parallel Session: Genetics and pharmacogenetics of the epilepsies and their translation into clinical</p>	<p>Parallel Session: VIREPA EEG courses: what and how we can teach you online</p>

	Paediatric Epileptology
	Psychiatry and Psychology
	Social Care

WEDNESDAY 29TH AUGUST

ECE FORUM

Strauss 2

08:00 - 09:30 **Epilepsy and stroke - can we do better?**

Chair: Johan Zelano (Sweden)

Introduction and the impact of PSE on stroke outcome

Johan Zelano (Sweden)

Choosing the right AED in post-stroke epilepsy

Francesco Brigo (Italy)

Epilepsy in the context of overt or occult cerebrovascular disease

Hedley Emsley (United Kingdom)

ECE FORUM

Lehar

08:00 - 09:30 **Establishment of epilepsy surgery centres in low resource situations**

Chair: David Steven (Canada)

Establishment of epilepsy surgery in Peru

David Steven (Canada)

Is non-invasive evaluation enough? Experience from a paediatric epilepsy unit in India

Pradnya Gagdil (India)

Small steps for big changes: epilepsy surgery in Armenia

Biayna Sukhudyan (Armenia)

The difficult way in Eastern Europe: Bulgaria and Romania are overcoming the gap

Petia Dimova (Bulgaria) & Ioana Mindruta (Romania)

WEDNESDAY 29TH AUGUST

ECE FORUM

Strauss 1

08:00 - 09:30 **Imitators of epilepsy**
Chair: Iris Unterberger (Austria)

Paroxysmal dyskinesias

Iris Unterberger (Austria)

Syncopes

Roland Thijs (Netherlands)

Sleep-related paroxysmal disorders

Ramin Khatami (Switzerland)

ECE FORUM

Stolz

08:00 - 09:30 **Neuropathology of epilepsy – 2018 update**
Chair: Ingmar Blümcke (Germany)

Revision of ILAE 2011 Neuropathological classification of focal cortical dysplasias

Ingmar Blümcke (Germany)

Pathogenesis of focal cortical dysplasias

Harvey Sarnat (Canada)

Epileptogenic cortical tumours

Eleonora Aronica (Netherlands)

Hippocampal sclerosis

Maria Thom (United Kingdom)

SATELLITE SYMPOSIUM

Schubert 4

08:00 - 09:30 See page 95

WEDNESDAY 29TH AUGUST

TEACHING COURSE

Schubert 1

08:00 - 12:00

Basic science for clinicians: How do advances in our understanding of pathophysiological mechanisms translate to improved patient management?

Facilitators: Matthew Walker (United Kingdom) & Heidrun Potschka (Germany)

How does understanding mechanisms of action of available AEDs translate to improved patient care?

Matthew Walker (United Kingdom)

How can knowledge about pathophysiological mechanisms guide rational drug development?

Heidrun Potschka (Germany)

What is epigenetics and why should we care?

David Henshall (Ireland)

How does understanding epileptic networks translate into novel therapeutic approaches?

Marco de Curtis (Italy)

How will virtual epileptic brain models translate to personalized care?

Christophe Bernard (France)

MAIN SESSION

Strauss 2

09:30 - 11:30

Acquired epilepsies: mechanisms, therapeutic advances and unmet needs

Co-chairs: Alla Guekht (Russian Federation) & Dragoslav Sokic (Serbia)

Susceptibility and consequences of acquired epilepsies: does gender play a role?

Piero Perucca (Australia)

Comorbidities and the neurobiological basis for epilepsies after brain lesions

Alla Guekht (Russian Federation)

Blood-brain barrier dysfunction and epileptogenesis

Alon Friedman (Canada)

Prevention or modification of epileptogenesis after brain insults: clinical perspective

Eugen Trinka (Austria)

WEDNESDAY 29TH AUGUST

MAIN SESSION

Lehar

09:30 - 11:30

Advances in the development of diagnostic and prognostic biomarkers for childhood onset epilepsies

Co-chairs: Martha Feucht (Austria) & Helen Cross (United Kingdom)

Biomarkers for seizure and developmental outcomes in early onset childhood epilepsies – lessons learned from our patients

Sergiusz Jozwiak (Poland)

Biomarkers for recognition of candidacy for epilepsy surgery

Helen Cross (United Kingdom)

Biomarkers for seizure freedom after epilepsy surgery

Julia Jacobs (Germany)

Prediction of seizure recurrence and long-term outcome after AED withdrawal in seizure-free patients

Kees Braun (Netherlands)

TEACHING COURSE

Schubert 1

09:30 - 11:30

Neuropsychology Teaching Course: Evidence-based psychobehavioral treatments for people with epilepsy

Facilitators: Sallie Baxendale (United Kingdom) & Rosa Michaelis (Germany)

Why and how psychobehavioral treatments might work in epilepsy

Markus Reuber (United Kingdom)

Evidence base: A meta-analysis of psychobehavioral interventions

Rosa Michaelis (Germany)

Psychobehavioral treatment across the illness spectrum: Recommended key interventions for the main treatment scenarios

Laura Goldstein (United Kingdom)

Non-pharmacological seizure management techniques

Tobias Lundgren (Sweden)

WEDNESDAY 29TH AUGUST

PLATFORM SESSION

Strauss 2

12:00 - 12:45

Epilepsy surgery 2

Co-chairs: John Duncan (United Kingdom) & Ekaterina Pataraja (Austria)

o85

The immediate and short-term effects of bilateral intrahippocampal depth electrodes on verbal memory

Christoph Helmstaedter (Germany)

o86

Negative motor areas investigated with intracranial depth electrodes

Leyla Baysal-Kirac (Germany)

o87

Endoscopic Assisted Hemispherotomy: A Comparative Study With Open Hemispherotomy To Evaluate Efficacy, Complications And Outcome

Sarat Chandra (India)

PLATFORM SESSION

Lehar

12:00 - 13:30

Epileptic encephalopathies

Co-chairs: Nebojsa Jović (Serbia) & Gerhard Kluger (Germany)

o88

SYNGAP1 developmental and epileptic encephalopathy: delineating the phenotypic spectrum

Danique Rienke Maria Vlaskamp (Australia)

o89

The socio-economic impact of Dravet syndrome on patients and their caregivers in Germany

Adam Strzelczyk (Germany)

o90

Effects on brain excitability of human healthy IgGs

Laura Librizzi (Italy)

o91

Risk factors for early mortality in SCN8A related epilepsy

Elena Gardella (Denmark)

o92

Adult-onset Rasmussen encephalitis: rational long-term management of relapses and disease progression

Andrea Stabile (Italy)

o93

Late-onset anti-N-methyl-D-aspartate receptor encephalitis in China

Le Zhang (China)

WEDNESDAY 29TH AUGUST

PLATFORM SESSION

Strauss 1

12:00 - 13:30

Late-breaking abstracts

Co-chairs: Tim von Oertzen (Austria) & Milan Brázdil (Czech Republic)

- 100** **A phase 2 trial to explore the potential for a pharmacokinetic drug-drug interaction with valproate when in combination with cannabidiol in adult epilepsy patients**
Elinor Ben Menachem (Sweden)
- 101** **A first-in-human phase I study to assess the pharmacodynamic profile of a novel potassium channel opener (XEN1101) on human cortical excitability with TMS-EEG and TMS-EMG**
Isabella Premoli (United Kingdom)
- 102** **Automated EEG source imaging: a retrospective, blinded clinical validation study**
Amir G. Baroumand (Belgium)
- 103** **Generalized polyspike train: an EEG biomarker of drug-resistant idiopathic generalized epilepsy**
Yanping Sun (China)
- 104** **Microstructural imaging in mesial temporal lobe epilepsy: role of neurite density and myelination**
Gavin Paul Winston (United Kingdom)
- 105** **Volumetry of hippocampal subfields in patients with antibody-associated limbic encephalitis**
Theodor Rüber (Germany)

WEDNESDAY 29TH AUGUST

PLATFORM SESSION

Stolz

12:00 - 13:30

Basic science 3

Co-chairs: Cecilie Johannessen Landmark (Norway) & Piero Perucca (Australia)

073

Epilepsy, β amyloid and D1 dopamine receptors: a possible pathogenetic link?

Cinzia Costa (Italy)

074

Antiepileptic properties of combinatorial NPY and Y2 receptor gene therapy in a chronic model of temporal lobe epilepsy

Esbjörn Melin (Sweden)

075

Effects of common antiepileptic drugs on biomarkers of oxidative stress in a human neuroblastoma cell line

Reyadh Al-Mosawi (United Kingdom)

076

Alpha-lactalbumin protects against pentylenetetrazole-induced seizures in mice reducing intestinal inflammation

Emilio Russo (Italy)

077

Valproate, carbamazepine and levetiracetam cause bone loss and modulate Wnt inhibitors: A comparative evaluation in normal and ovariectomised rats

Divya Vohora (India)

078

Systemic delivery of antagomirs targeting miR-134 timed with blood-brain barrier opening are disease-modifying in experimental epilepsy

Cristina Reschke (Ireland)

WEDNESDAY 29TH AUGUST

PLATFORM SESSION

Schubert 1

12:00 - 13:30

Clinical epileptology

Co-chairs: Elinor Ben Menachem (Sweden) & Silvio Basic (Croatia)

079

Design and Comparative Evaluation of the Anticonvulsant Profile, Carbonic-Anhydrase Inhibition and Teratogenicity of Novel Carbamate Derivatives of Branched Aliphatic Carboxylic Acids with 4-Aminobenzensulfonamide

David Bibi (Israel)

080

Increased network segregation as a biomarker in focal epilepsy

Margherita Carboni (Switzerland)

081

Costs derived from of Status epilepticus (EE): associated factors and relationship with duration

Estevo Santamarina (Spain)

082

Functional mapping of emotion recognition in epilepsy patients: an intracranial EEG study

Adam Kalina (Czech Republic)

083

Siblings of Epileptic Encephalopathy Patients Are at Risk for Depression and Anxiety: Results from the Sibling Voices Survey

Laurie D. Bailey (USA)

084

Sexual dysfunction in patients with epilepsy

Jelena Šarić Sučić (Croatia)

WEDNESDAY 29TH AUGUST

PLATFORM SESSION

Schubert 4

12:00 - 13:30

Psychiatry & neuropsychology

Co-chairs: Amos Korczyn (Israel) & Almasa Kapidzic (Bosnia and Herzegovina)

094

Cognitive features and surgical outcome of patients with long-term epilepsy associated tumors (LEAT) within the temporal lobe

Viola L. Vogt (Germany)

095

Suicide risk in antiepileptic drug users – the role of previous suicidal behavior and psychiatric disease

Jakob Christensen (Denmark)

096

Parent's anxiety and coping with their child's new-onset epilepsy: Association with children's internalizing and externalizing behavior

Daša Kocjančič (Slovenia)

097

Frequency and severity of challenging behaviour among adults with epilepsy and intellectual disability

Jans S. van Ool (Netherlands)

098

Assessment of ADHD in a cohort of children and adolescents with epilepsy

Francesca Cervi (Italy)

099

Early neurodevelopmental profiles and family impact in newly diagnosed epilepsy: Findings from a 3-year prospective cohort

Liam Dorris (United Kingdom)

DEBATE

Strauss 2

12:45 - 13:30

Epilepsy surgery in the 21st Century

Chair: Margitta Seeck (Switzerland)

Epilepsy surgery is underused

Christian Elger (Germany)

Epilepsy surgery is overused

John Duncan (United Kingdom)

WEDNESDAY 29TH AUGUST

SPECIAL SESSION

Strauss 2

14:15 - 16:15

Symposium of Excellence in Epileptology

Co-chairs: Meir Bialer (Israel) & Eugen Trinka (Austria)

European Epileptology Award 2018: How is genetics changing treatment paradigms in epilepsy?

Emilio Perucca (Italy)

Young Investigator Award 2018: SUDEP prevention: from identification of risk factors to potential therapeutic interventions

Sylvain Rheims (France)

Young Investigator Award 2018: Development of a multicenter intracranial EEG atlas to differentiate normal from abnormal human brain activity

Birgit Frauscher (Austria/Canada)

Epileptic Disorders Educational Prize 2017: Sudden unexpected death in epilepsy (SUDEP): what every neurologist should know

Rohit Shankar (United Kingdom)

Epilepsia Open Prize 2018 – Clinical: Seizures, EEG abnormalities and outcome of ischemic stroke patients

Carla Bentes (Portugal)

PARALLEL SESSION

Lehar

14:40 - 16:10

Connectivity in cognitive networks and epileptic networks

Co-chairs: Serge Vulliémot (Switzerland) & Pieter van Mierlo (Belgium)

EEG and fMRI connectivity in epilepsy

Serge Vulliémot (Switzerland)

Altered connectivity in language and memory networks in epilepsy

Silvia Bonelli (Austria)

Network connectivity abnormalities in paediatric epilepsy: (trying to) separate transient from longer term network abnormalities

David Carmichael (United Kingdom)

Structure-function relationships in epileptic networks: insights from imaging and computational models

Maxime Guye (France)

WEDNESDAY 29TH AUGUST

PARALLEL SESSION

Strauss 1

14:40 - 16:10

Epilepsy and mitochondria

Co-chairs: Stjepana Kovac (Germany) & Helmut Kubista (Austria)

Epilepsy due to mitochondrial disease – clinical and genetic diversity

Shamima Rahman (United Kingdom)

The interplay of mitochondrial dysfunction and epileptiform discharge activities

Matej Hotka (Austria)

Mitochondrial dysfunction and seizures – mechanisms and potential treatment strategies

Wolfram Kunz (Germany)

Modelling seizure-like metabolic dysfunction in fibroblasts of patients suffering from mitochondrial disease – a screening platform for drug development

Stjepana Kovac (Germany)

PARALLEL SESSION

Stolz

14:40 - 16:10

Epileptic encephalopathies in adulthood: clinical features and personalized therapy

Co-chairs: Karl Martin Klein (Germany) & Iris Unterberger (Austria)

Clinical evolution of epileptic encephalopathies: lessons from the paediatric clinic

Pasquale Striano (Italy)

Epilepsy and intellectual disability in adulthood: genetic epileptic encephalopathy or structural epilepsy due to birth injury?

Karl Martin Klein (Germany)

Investigating adults with epileptic encephalopathies

Sanjay Sisodiya (United Kingdom)

Therapeutic implications and precision medicine: is there still something to win in adulthood?

Sarah Weckhuysen (Belgium)

WEDNESDAY 29TH AUGUST

PARALLEL SESSION

Schubert 1

14:40 - 16:10

Pharmacoresistance and epileptogenesis

Co-chairs: Silvio Basic (Croatia) & Bernhard Steinhoff (Germany)

Epilepsy pharmacoresistance – what are we missing?

Silvio Basic (Croatia)

Gene therapies in drug-resistant epilepsies

Matthew Walker (United Kingdom)

Epigenetics in pharmacoresistant epilepsy

Katja Kobow (Germany)

Pitfalls and obstacles in childhood pharmacoresistant epilepsy

Dana Craiu (Romania)

PARALLEL SESSION

Schubert 4

14:40 - 16:10

Seizure detection and quantification: paradigm shift in diagnosis and therapy of epilepsy?

Co-chairs: Hermann Stefan (Germany) & Tim von Oertzen (Austria)

Scalp EEG-based seizure detection

Christoph Baumgartner (Austria)

Invasive EEG-based seizure detection

Mark Cook (Australia)

Non-EEG based seizure detection

Sándor Beniczky (Denmark)

Wearable seizure detection devices and SUDEP prevention

Philippe Ryvlin (Switzerland)

WEDNESDAY 29TH AUGUST

PARALLEL SESSION

Strauss 2

16:30 - 18:00

Neurobehavioral co-morbidities in epilepsy: from mechanisms of vulnerability to predictive biomarkers, and to treatments

Co-chairs: Christophe Bernard (France) & Liset Menendez de la Prida (Spain)

Depression and cognitive deficits in patients with epilepsy

Marco Mula (United Kingdom)

Hippocampal rhythmopathies and cognitive co-morbidities in epilepsy

Liset Menendez de la Prida (Spain)

Monoaminergic vulnerabilities predicting depression and ADHD in epilepsy

Andrey Mazarati (USA)

Oxidative stress and vulnerability to depression and cognitive deficits

Christophe Bernard (France)

PARALLEL SESSION

Lehar

16:30 - 18:00

The role of nodular heterotopia in epileptogenesis: a lesion or network disorder?

Co-chairs: Philippe Kahane (France) & François Dubeau (Canada)

The pathophysiology of grey matter heterotopia, their involvement in brain cortical development and functional consequences

Alfonso Represa (France)

The physiological consequences of abnormal connectivity in patients with grey matter heterotopia

Mouhsin Shafi (USA)

Electroclinical characteristics of nodular heterotopia

Fabrice Bartolomei (France)

Nodular heterotopia causing refractory seizures: should we target the lesion, the circuit or the cortex?

Laura Tassi (Italy)

WEDNESDAY 29TH AUGUST

PARALLEL SESSION



Strauss 1

16:30 - 18:00

Rational drug combination for disease prevention and disease-modification by network pharmacology

Co-chairs: Annamaria Vezzani (Italy) & Christian Elger (Germany)

Rational new drug combinations in clinical trials for

antiepileptogenesis and disease modifications: is it feasible and how?

Matthias Koepp (United Kingdom)

Combination of clinically used drugs for antiepileptogenesis therapies in experimental models

Wolfgang Löscher (Germany)

Combinatorial treatments against neuroinflammation and oxidative stress for improving disease outcomes in animal models

Teresa Ravizza (Italy)

Systems biology to identify gene networks in human epileptic brain for combinatorial drug discovery

Michael Johnson (United Kingdom)

16:30 - 18:00

SATELLITE SYMPOSIUM

Stolz

See page 95

PARALLEL SESSION



Schubert 1

16:30 - 18:00

Genetics and pharmacogenetics of the epilepsies and their translation into clinical practice

Co-chairs: Sanjay Sisodiya (United Kingdom) & Caroline Neuray (Austria)

New findings in epileptic encephalopathies

Sarah Weckhuysen (Belgium)

Gene burden and pharmacogenetics in genetic generalized epilepsies

Holger Lerche (Germany)

Genetic variants influencing response to antiepileptic drugs

Sanjay Sisodiya (United Kingdom)

Pharmacogenetics of adverse reactions to antiepileptic drugs

Gianpiero Cavalleri (Ireland)

WEDNESDAY 29TH AUGUST

PARALLEL SESSION

Schubert 4

16:30 - 18:00

VIREPA EEG courses: what and how we can teach you online

Co-chairs: Sándor Beniczky (Denmark) & Walter van Emde Boas (Netherlands)

Basic-EEG: The use and abuse of clinical EEG

Bogdan Lorber (Slovenia)

Advanced-EEG: Get more out of your digital EEG recording

Michaelis Koutroumanidis (United Kingdom)

VIREPA paediatric EEG course

Monika Eisermann (France)



5th East Mediterranean Epilepsy Congress

7-9 March 2019

Marrakech, Morocco



















THURSDAY 30TH AUGUST

	Strauss 2	Lehar	Strauss 1
08.00-08.30	ECE Forum: Prescribing antiepileptic drugs (AEDs) in people with intellectual disability (ID) - current evidence, complexity, challenges, barriers, possible solutions and direction of research	ECE Forum: Developmental outcome of epileptic encephalopathies	ECE Forum: Integrating psychological treatments into comprehensive epilepsy care - comparing opportunities, challenges and solutions across countries
08.30-09.00			
09.00-09.30			
09.30-10.00	ECE Forum: Epilepsy: care, costs, outcome	ECE Forum: EEG patterns in genetic epilepsies of childhood and adolescence	Advanced Teaching Session: Seizure semiology – adults: Illustrating the new ILAE seizure classification for focal seizures
10.00-10.30			
10.30-11.00			
11.00-11.30	<i>Break</i>		
11.30-12.00	ECE Forum: The new European regulatory guidelines on AED development: an update and future directions	Advanced Teaching Session: Neurophysiology	ECE Forum: Psychogenic non-epileptic seizures: a neurological or a psychiatric problem?
12.00-12.30			
12.30-13.00			
13.00-13.30	Congress Highlights		
13.30-14.00			
14.00-14.30			
14.30-15.00			
15.00-15.30			
15.30-16.00			
16.00-16.30			
16.30-17.00			
17.00-17.30			
17.30-18.00			

Aetiology, Classification, Semiology, Other
 Basic Science
 Epilepsy Surgery

Genetics
 Medical Therapy and Pharmacology
 Neurophysiology and Neuroimaging

Stolz	Schubert 1	Schubert 4
 Advanced Teaching Session: Seizure semiology – children	 Advanced Teaching Session: Epileptology in the ICU	 Social Care Forum
 ECE Forum: The complex semiology of “typical” absence seizures and syndromes	 Advanced Teaching Session: Neuroimaging	 Patient Forum
 Advanced Teaching Session: Genetic testing	 ECE Forum: European Study on the Burden and Care of Epilepsy (ESBACE)	 <i>Break</i>
	 The European Study on the Burden and Care of Epilepsy (ESBACE)	 Patient Forum
		 ECE Forum: Young Epileptologists Forum: Your first epilepsy research project
 Dravet Syndrome European Federation Symposium		

 Paediatric Epileptology
 Psychiatry and Psychology
 Social Care

THURSDAY 30TH AUGUST

ECE FORUM

Strauss 2

08:00 - 09:30

Prescribing antiepileptic drugs (AEDs) in people with intellectual disability (ID) - current evidence, complexity, challenges, barriers, possible solutions and direction of research

Chair: Rohit Shankar (United Kingdom)

Prescribing in people with ID – do we need to treat them differently?

Francesca Snoeijs-Schouwenaars (Netherlands)

Prescribing in people with ID – what about genetics?

Jurgen Schelaas (Netherlands)

Prescribing in people with ID – matching current evidence to clinics

Brendan McLean (United Kingdom)

**Prescribing in people with ID – what direction should research take?
Results from the Ep-ID Research Register**

William Henley (United Kingdom)

ECE FORUM

Lehar

08:00 - 09:30

Developmental outcome of epileptic encephalopathies

Chair: Federico Vigevano (Italy)

Introduction

Federico Vigevano (Italy)

Pathogenesis of developmental impairment: the role of the gene mutations

Maria Trivisano (Italy)

Pathogenesis of developmental impairment: the role of the epileptic activity

Natia Japaridze (Germany)

Can we prevent the evolution toward most severe phenotypes?

Sameer Zuberi (United Kingdom)

THURSDAY 30TH AUGUST

ECE FORUM

Strauss 1

08:00 - 09:30 **Integrating psychological treatments into comprehensive epilepsy care – comparing opportunities, challenges and solutions across countries**

Chair: Rosa Michaelis (Germany)

In-patient psychological support and outpatient psychoeducation in Austria

Andrea Egger-Rainer (Austria)

Offering psychological support for individuals with impairments in social cognition in Switzerland

Therese Siegenthaler (Switzerland)

Possibilities of supporting self-control in people with epilepsy in Switzerland (case example)

Siegward Elsas (Switzerland)

Put off by seizures? The frequency and management of seizures during psychotherapeutic sessions with patients with epilepsy or psychogenic non-epileptic seizures

Markus Reuber (United Kingdom)

Mindful care for people with epilepsy – developments in France

Prisca Bauer-Sola (France)

Experiences of successful collaborations when integrating psychological treatments in everyday clinical care for those who suffer from epilepsy

Tobias Lundgren (Sweden)

TEACHING SESSION

Stolz

08:00 - 09:30 **Advanced teaching video session: Seizure semiology – children**

Co-chairs: Martha Feucht (Austria) & Monika Eisermann (France)

Infantile epileptic syndromes

Monika Eisermann (France)

Monitoring critically ill children

Tobias Loddenkemper (USA)

Lateralizing/localizing signs in children with focal epilepsies

Martha Feucht (Austria)

THURSDAY 30TH AUGUST

TEACHING SESSION

Schubert 1

08:00 - 09:30 **Advanced teaching session: Epileptology in the ICU**

Chair: Andrea Rossetti (Switzerland)

Frequency of epileptological problems in the ICU

Stephan Rüegg (Switzerland)

Postanoxic status epilepticus: does it exist?

Erik Westhall (Sweden)

EEG monitoring in the ICU: a tailored approach?

Andrea Rossetti (Switzerland)

SPECIAL SESSION

Schubert 4

08:00 - 09:30 **Social Care Forum: Facilitating self-management in epilepsy**

Co-chairs: Janet Mifsud (Malta) & Caroline Morton (Netherlands)

Introduction to the forum - who we are and why this session?

Caroline Morton (Netherlands)

Epilepsy futures

Shirley Maxwell (United Kingdom)

EPIPECTO - why, how and feedback

Janet Mifsud (Malta) & Thomas Porschen (Germany) & Michael Alexa (Austria)

ECE FORUM

Strauss 2

09:30 - 11:00 **Epilepsy: care, costs, outcome**

Chair: Alla Guekht (Russia)

Costs and socio-economic aspects of epilepsy care

Hajo Hamer (Germany)

Transborder epilepsy care

Bogdan Lorber (Slovenia)

Life expectancy in people with epilepsy

Claudia Granbichler (Austria)

Acute symptomatic seizures: costs and outcomes

Alla Guekht (Russia)

THURSDAY 30TH AUGUST

ECE FORUM

Lehar

09:30 - 11:00

EEG patterns in genetic epilepsies of childhood and adolescence

Chair: Carlo Alberto Tassinari (Italy)

KCNA2 epileptic encephalopathy

Guido Rubboli (Denmark)

KCNT1 epilepsy of infancy with migrating focal seizures

Monika Eisermann (France)

Unverricht-Lundborg disease

Roberto Michelucci (Italy)

Lafora disease

Jose Serratosa (Spain)

SLC2A Genetic Generalized Epilepsy (GGE)

Pasquale Striano (Italy)

SLC6A1 Myoclonic Atonic Epilepsy (MAE)

Rikke Møller (Denmark)

SCN8A epileptic encephalopathy

Elena Gardella (Denmark)

Open to two delegates bringing an EEG recording

TEACHING SESSION

Strauss 1

09:30 - 11:00

Advanced teaching video session: Seizure semiology – adult: Illustrating the new ILAE seizure classification for focal seizures

Co-chairs: Christoph Baumgartner (Austria) & Philippe Kahane (France)

Autonomic and emotional seizures

Christoph Baumgartner (Austria)

Tonic and clonic seizures

Petr Marusic (Czech Republic)

Hyperkinetic and cognitive seizures

Philippe Kahane (France)

THURSDAY 30TH AUGUST

ECE FORUM

Stolz

09:30 - 11:00 **The complex semiology of “typical” absence seizures and syndromes**

Chair: Athanasios Covanis (Greece)

Are typical absence seizures really non-motor?

Iris Unterberger (Austria)

Typical absence seizures and syndromes in infancy

Federico Vigeveno (Italy)

Typical absence seizures and syndromes in childhood

Athanasios Covanis (Greece)

Typical absence seizures and syndromes in adolescent and adults

Michaelis Koutroumanidis (United Kingdom)

TEACHING SESSION

Schubert 1

09:30 - 11:00 **Advanced teaching video session: Neuroimaging**

Co-chairs: Giorgi Kuchukhidze (Austria) & Jörg Wellmer (Germany)

Preponing the detection of epileptogenic lesions by epilepsy-specific MRI protocols

Jörg Wellmer (Germany)

A systematic approach to the spectrum of epileptogenic lesions

Giorgi Kuchukhidze (Austria)

Automated MRI analysis

Giorgi Kuchukhidze (Austria)

Structural MRI in the planning of epilepsy surgery

Jörg Wellmer (Germany)

THURSDAY 30TH AUGUST

SPECIAL SESSION

Schubert 4

09:30 - 13:30

Patienten-Forum: “Epilepsie – aktiv leben” – Anfälle erkennen, beraten und behandeln

Moderation: Eugen Trinka (Österreich) & Thomas Porschen (Deutschland) & Stephan Rüegg (Schweiz) & Michael Alexa (Österreich)

Begrüßung

Eugen Trinka (Österreich) & Thomas Porschen (Deutschland)

Compliance/Adhärenz

Adam Strzelczyk (Deutschland)

Behandlung und Therapie

Eugen Trinka (Österreich)

Erste Hilfe beim Anfall und richtige Notfallmedikation - Für Erwachsene

Iris Unterberger (Österreich)

Erste Hilfe beim Anfall und richtige Notfallmedikation - Für Kinder und Jugendliche

Martha Feucht (Österreich)

EPIICTO - Neues europäisches Projekt bringt Epilepsie in Bildern

Thomas Porschen (Deutschland) & Michael Alexa (Österreich)

Gemeinsame Diskussionsrunde

ECE FORUM

Strauss 2

11:30 - 13:00

The new European regulatory guidelines on AED development: an update and future directions

Co-chairs: Michel Baulac (France) & Jacqueline French (USA) & Karl Broich (Germany)

Revision of the EMA guidelines on AEDs: remaining issues

Karl Broich (Germany)

New outcome measures for AEDs

Jacqueline French (USA)

Acute seizure trials revisited

Eugen Trinka (Austria)

THURSDAY 30TH AUGUST

TEACHING SESSION

Lehar

11:30 - 13:00

Advanced teaching video session: Neurophysiology

Co-chairs: Sándor Beniczky (Denmark) & Ronit Pressler (United Kingdom)

Electromagnetic source imaging

Sándor Beniczky (Denmark)

Electroclinical correlations in neonatal seizures

Ronit Pressler (United Kingdom)

EEG in critically ill patients

Andrea Rossetti (Switzerland)

ECE FORUM

Strauss 1

11:30 - 13:00

Psychogenic non-epileptic seizures: a neurological or a psychiatric problem?

Chair: Ettore Beghi (Italy)

The epileptologist's viewpoint on the mechanisms and management of PNES

Markus Reuber (United Kingdom)

The psychiatrist's viewpoint on the mechanisms and management of PNES

Massimiliano Beghi (Italy)

TEACHING SESSION

Stolz

11:30 - 13:00

Advanced teaching video session: Genetic testing

Co-chairs: Friedrich Zimprich (Austria) & Bernd Neubauer (Germany)

Possibilities, limits and other clinically relevant aspects of whole exome sequencing

Johannes Lemke (Germany)

Therapy of genetically defined early childhood epilepsy syndromes

Bernd Neubauer (Germany)

Utility of clinical exome sequencing for adult epilepsy patients

Friedrich Zimprich (Austria)

THURSDAY 30TH AUGUST

ECE FORUM

Schubert 1

11:30 - 13:00

European Study on the Burden and Care of Epilepsy (ESBACE)

Chair: Jakob Christensen (Denmark)

Prevalence of epilepsy in Europe

Christine Linehan (Ireland)

Cost of epilepsy in Europe

Poul Jørgen Jennum (Denmark)

Seizure management in hospitals in Europe

Tony Marson (United Kingdom)

Provision of epilepsy care in Europe

Kristina Malmgren (Sweden)

SPECIAL SESSION

Strauss 2

13:00 - 14:00

Congress Highlights Session

Co-chairs: Meir Bialer (Israel) & Eugen Trinkka (Austria)

Adult epileptology

Alla Guekht (Russia)

Basic and translational science

Matthew Walker (United Kingdom)

Childhood epileptology

Martha Feucht (Austria)

Pharmacotherapy

Simon Shorvon (United Kingdom)

Best Poster Awards

THURSDAY 30TH AUGUST

SPECIAL SESSION

Schubert 1

13:00 - 18:00

The European Study on the Burden and Care of Epilepsy (ESBACE)

Chair: Jakob Christensen (Denmark)

Welcome, overview and introduction

Jakob Christensen (Denmark)

Prevalence of epilepsy in Europe

Christine Linehan (Ireland)

Cost of epilepsy in Europe

Poul Jørgen Jennum (Denmark)

Quality of life and stigma in persons with epilepsy

Gus Baker (United Kingdom)

Seizure management in hospitals (EuroNASH)

Tony Marson (United Kingdom)

Survey of epilepsy care in Europe

Kristina Malmgren (Sweden)

Group discussions among stakeholders

Jakob Christensen (Denmark)

What services should be prioritized in order to improve the lives of people with epilepsy?

How do we measure and monitor improved life in persons with epilepsy?

Moderators: Christine Linehan (Ireland), Philippe Ryvlin (Switzerland), Tony Marson (United Kingdom), Athanasios Covanis (Greece), Torbjörn Tomson (Sweden), Martin Brodie (United Kingdom), Jakob Christensen (Denmark)

Presentation from the individual group discussions (moderators)

THURSDAY 30TH AUGUST

Panel Discussion:

The medical perspective

Philippe Ryvlin (Switzerland)

The patient perspective

Athanasios Covanis (Greece)

The patient organisation perspective

Martin Brodie (United Kingdom)

The political perspective

How can EU/SANTE contribute to the improving the life for persons with epilepsy?

Final remarks

Jakob Christensen (Denmark)

ECE FORUM

Schubert 4

14:00 - 15:30

Young Epileptologists Forum: Your first epilepsy research project

Chair: Christos Lisgaras (USA)

Empowering the next generation of epileptology - ILAE Young Epilepsy Section

Christos Lisgaras (USA)

Developing a novel model of epilepsy; reducing KCC2 in the adult mouse hippocampus

Matt Kelley (USA)

Sex- and age-specific functions of GABAA receptors through development and in epilepsy

Aristea Galanopoulou (USA)

Clinical research on epilepsy: challenges for younger investigators

Marina Alvim (Brazil)

Moving forward with interventions in complex childhood epilepsy

Helen Cross (United Kingdom)

THURSDAY 30TH AUGUST

SPECIAL SESSION

Schubert 4

16:00 - 18:00

Dravet Syndrome European Federation Symposium: Diagnosis and management of Dravet syndrome – From unmet medical needs to best practices

Co-chairs: Charlotte Dravet (France) & Renzo Guerrini (Italy)

Introduction and welcome

Charlotte Dravet (France) & Renzo Guerrini (Italy) & Isabella Brambillo (France)

Managing Dravet syndrome in the daily life. The parents perspective

Julian Isla (France)

Diagnosis

Ingrid Scheffer (Australia) & Sameer Zuberi (United Kingdom)

Drug treatment algorithm

Helen Cross (United Kingdom) & Lieven Lagae (Belgium)

Emergency protocol

Rima Nabbout (France)

Vaccination plan recommendation

Bernardo dalla Bernardino (Italy) & Antonio Gil-Nagel (Spain)

Open discussion

SATELLITE SYMPOSIA

SUNDAY 26TH AUGUST

SATELLITE SYMPOSIUM

Strauss 1

16:30 - 18:00

LivaNova: Where is the potential? Measuring the effect of neuromodulation

Chair: Kristl Vonck (Belgium)

De-syncing the cortex? Investigating VNS mechanisms with quantitative EEG methods

Fabrice Bartolomei (France)

Learning from depression: insights from functional imaging of neurostimulation

Charles Conway (USA)

A prestimulation evaluation protocol for patients with drug resistant epilepsy

Kristl Vonck (Belgium)

SATELLITE SYMPOSIUM

Stolz

16:30 - 18:00

mXm Medical Communications (supported by an educational grant from Eisai Europe Ltd): How do we make evidence-based decisions for epilepsy patients excluded from randomised controlled trials?

Chair: Martin Holtkamp (Germany)

Psychiatric comorbidities in epilepsy: importance of early diagnosis and a multidisciplinary approach to care

Sophie Dupont (France)

Management of epilepsy during pregnancy: what is best practice?

Torbjörn Tomson (Sweden)

Treatment of epilepsy in the elderly: the need for real-world evidence

Vicente Villanueva (Spain)

MONDAY 27TH AUGUST

SATELLITE SYMPOSIUM

Stolz

16:30 - 18:00

GW Pharmaceuticals: The challenge of improving treatment for patients living with epileptic encephalopathies from childhood to adulthood

Chair: Eugen Trinka (Austria)

Regulatory pathways, rare diseases and rethinking epileptic encephalopathies

Michel Baulac (France)

Current therapeutic options and future opportunities

Emilio Perucca (Italy)

Diagnosis, assessment and care of epileptic encephalopathies into adulthood

Thomas Mayer (Germany)

TUESDAY 28TH AUGUST

SATELLITE SYMPOSIUM

Schubert 4

08:00 - 09:30 **Elekta: Application of MEG in epilepsy and its impact on patient outcome: A joint symposium of EMEGS and MEGIN an Elekta company**

Chair: Paul Boon (Belgium)

Clinical MEG application in lesional and nonlesional epilepsies

Hermann Stefan (Germany)

Electromagnetic source imaging: a prospective study of diagnostic accuracy and clinical utility in presurgical evaluation

Sándor Beniczky (Denmark)

Impact of MEG on epilepsy surgery outcome

Karl Rössler (Germany)

SATELLITE SYMPOSIUM

Strauss 1

16:30 - 18:00 **Eisai: Epilepsy in 2030: what can we expect?**

Chair: Eugen Trinká (Austria)

Epilepsy trends and priorities for the future

Eugen Trinká (Austria)

Evolving epilepsy populations and changing goalposts

Matthew Walker (United Kingdom)

The connected patient: monitoring seizures and beyond

Philippe Ryvlin (Switzerland)

Personalized and precision medicine for epilepsy in 2030

Patrick Kwan (Australia)

TUESDAY 28TH AUGUST

SATELLITE SYMPOSIUM

Stolz

16:30 - 18:00

Zogenix: Dravet Syndrome: how can we better inform and shape future management?

Co-chairs: Renzo Guerrini (Italy) & Elaine Wirrell (USA)

DS and other sodium channelopathies: genotypes, phenotypes and treatment response

Andreas Brunklaus (United Kingdom)

Impact beyond seizures: evaluating the burden

Adam Strzelczyk (Germany)

Clinical decision making: key considerations

Catherine Chiron (France)

Shaping future management

Rima Nabbout (France)

WEDNESDAY 29TH AUGUST

SATELLITE SYMPOSIUM

Schubert 4

08:00 - 09:30 **Epilog: Update on ictal and interictal EEG source localization to identify the epileptogenic zone**

Chair: Margitta Seeck (Switzerland)

a) Automated EEG source imaging: a retrospective, blinded clinical validation study

b) Epicare – prospective evaluation of ESI

Sándor Beniczky (Denmark)

Case Discussion

Gudrun Kalss (Austria) & Susana Ferrao Santos (Belgium)

Prospective studies in ESI: clinical impact

Margitta Seeck (Switzerland)

Ictal EEG source localization

Pieter van Mierlo (Belgium)

SATELLITE SYMPOSIUM

Stolz

16:30 - 18:00 **Novartis: Management of seizures in patients with TSC**

Chair: Martha Feucht (Austria)

Tuberous sclerosis: a complex disease

Vicente Villanueva (Spain)

Considerations for management of TSC and TSC-related seizures

Matthias Koepp (United Kingdom)

Adjunctive everolimus therapy for the treatment of refractory seizures associated with TSC: Final results from the EXIST-3 trial

Tilman Polster (Germany)

SPEAKER & CHAIR INDEX

SURNAME	FIRST NAME	COUNTRY	ROLE	SESSION TYPE	DATE	TIME
Alexa	Michael	Austria	Speaker	SpS	30-Aug	08.00-09.30
Alexa	Michael	Austria	Chair	SpS	30-Aug	09.30-13.30
Alexa	Michael	Austria	Speaker	SpS	30-Aug	09.30-13.30
Al-Mosawi	Reyadh	UK	Speaker	PfS	29-Aug	12.00-13.30
Alvim	Marina	Brazil	Speaker	EF	30-Aug	14.00-15.30
Amiri	Mina	Canada	Speaker	PfS	28-Aug	12.00-13.30
Amlerová	Jana	Czech Rep	Speaker	PS	26-Aug	14.30-16.00
Arends	Johan	Netherlands	Chair	PS	26-Aug	14.30-16.00
Arends	Johan	Netherlands	Speaker	PS	26-Aug	14.30-16.00
Aronica	Eleonora	Netherlands	Speaker	EF	28-Aug	16.30-18.00
Aronica	Eleonora	Netherlands	Speaker	EF	29-Aug	08.00-09.30
Aronica	Eleonora	Netherlands	Speaker	PS	27-Aug	14.40-16.10
Arzimanoglou	Alexis	France	Chair	PS	27-Aug	14.40-16.10
Asranna	Ajay	India	Speaker	PfS	28-Aug	12.00-13.30
Auvin	Stéphane	France	Chair	PS	26-Aug	14.00-16.30
Auvin	Stéphane	France	Speaker	PS	26-Aug	14.00-16.30
Auvin	Stéphane	France	Speaker	EF	27-Aug	08.00-09.30
Auvin	Stéphane	France	Speaker	PS	27-Aug	14.40-16.10
Baftiu	Arton	Norway	Speaker	EF	28-Aug	08.00-09.30
Bailey	Laurie	USA	Speaker	PfS	29-Aug	12.00-13.30
Baker	Gus	UK	Speaker	SpS	30-Aug	13.00-18.00
Ballieux	Maaïke	Netherlands	Speaker	PS	26-Aug	14.30-16.00
Banuelos Cabrera	Ivette	Finland	Speaker	PfS	27-Aug	12.00-13.30
Bartolomei	Fabrice	France	Speaker	SS	26-Aug	16.30-18.00
Bartolomei	Fabrice	France	Speaker	PS	29-Aug	16.30-18.00
Basic	Silvio	Croatia	Chair	EF	28-Aug	08.00-09.30
Basic	Silvio	Croatia	Chair	PfS	29-Aug	12.00-13.30
Basic	Silvio	Croatia	Chair	PS	29-Aug	14.40-16.10
Basic	Silvio	Croatia	Speaker	PS	29-Aug	14.40-16.10
Baud	Maxime	Switzerland	Speaker	PfS	28-Aug	12.00-13.30

MS=Main Session

PS=Parallel Session

EF=ECE Forum

TC=Teaching Course

TS=Teaching Session

PfS=Platform Session

SpS=Special Session

SS=Satellite Symposium

SURNAME	FIRST NAME	COUNTRY	ROLE	SESSION TYPE	DATE	TIME
Bauer-Sola	Prisca	France	Speaker	EF	30-Aug	08.00-09.30
Baulac	Michel	France	Speaker	SS	27-Aug	16.30-18.00
Baulac	Michel	France	Chair	EF	30-Aug	11.30-13.00
Baumgartner	Christoph	Austria	Speaker	PS	28-Aug	14.40-16.10
Baumgartner	Christoph	Austria	Speaker	PS	29-Aug	14.40-16.10
Baumgartner	Christoph	Austria	Chair	TS	30-Aug	09.30-11.00
Baumgartner	Christoph	Austria	Speaker	TS	30-Aug	09.30-11.00
Baxendale	Sallie	UK	Chair	TC	29-Aug	09.30-11.30
Baysal-Kirac	Leyla	Germany	Speaker	PfS	29-Aug	12.00-12.45
Beghi	Ettore	Italy	Chair	EF	30-Aug	11.30-13.00
Beghi	Massimiliano	Italy	Speaker	EF	30-Aug	11.30-13.00
Beniczky	Sándor	Denmark	Speaker	SS	28-Aug	08.00-09.30
Beniczky	Sándor	Denmark	Chair	PS	28-Aug	14.40-16.10
Beniczky	Sándor	Denmark	Speaker	SS	29-Aug	08.00-09.30
Beniczky	Sándor	Denmark	Speaker	SS	29-Aug	08.00-09.30
Beniczky	Sándor	Denmark	Speaker	TS	30-Aug	11.30-13.00
Beniczky	Sándor	Denmark	Speaker	PS	29-Aug	14.40-16.10
Beniczky	Sándor	Denmark	Chair	PS	29-Aug	16.30-18.00
Beniczky	Sándor	Denmark	Chair	TS	30-Aug	11.30-13.00
Ben-Menachem	Elinor	Sweden	Chair	PfS	29-Aug	12.00-13.30
Ben-Menachem	Elinor	Sweden	Speaker	PfS	29-Aug	12.00-13.30
Bentes	Carla	Portugal	Speaker	PS	29-Aug	14.15-16.15
Berglind	Fredrik	Sweden	Speaker	PfS	27-Aug	12.00-13.30
Bernard	Christophe	France	Speaker	PS	26-Aug	14.30-16.00
Bernard	Christophe	France	Speaker	TC	29-Aug	08.00-12.00
Bernard	Christophe	France	Chair	PS	29-Aug	16.30-18.00
Bernard	Christophe	France	Speaker	PS	29-Aug	16.30-18.00
Bialer	Meir	Israel	Chair	SpS	27-Aug	08.30-09.30
Bialer	Meir	Israel	Speaker	SpS	27-Aug	08.30-09.30
Bialer	Meir	Israel	Chair	MS	27-Aug	09.30-11.30

MS=Main Session

PS=Parallel Session

EF=ECE Forum

TC=Teaching Course

TS=Teaching Session

PfS=Platform Session

SpS=Special Session

SS=Satellite Symposium

scientific programme

SURNAME	FIRST NAME	COUNTRY	ROLE	SESSION TYPE	DATE	TIME
Bialer	Meir	Israel	Speaker	PS	27-Aug	14.40-16.10
Bialer	Meir	Israel	Speaker	PS	28-Aug	14.40-16.10
Bialer	Meir	Israel	Chair	PS	29-Aug	14.15-16.15
Bialer	Meir	Israel	Chair	MS	30-Aug	13.00-14.00
Bibi	David	Israel	Speaker	PfS	29-Aug	12.00-13.30
Bien	Christian	Germany	Speaker	PS	27-Aug	14.40-16.10
Blauwblomme	Thomas	France	Speaker	PfS	27-Aug	12.00-13.30
Blümcke	Ingmar	Germany	Chair	EF	29-Aug	08.00-09.30
Blümcke	Ingmar	Germany	Speaker	EF	29-Aug	08.00-09.30
Blumenfeld	Hal	USA	Speaker	PS	28-Aug	14.40-16.10
Boison	Detlev	USA	Speaker	PS	26-Aug	14.30-16.00
Bonelli	Silvia	Austria	Chair	PfS	27-Aug	12.00-13.30
Bonelli	Silvia	Austria	Speaker	PS	29-Aug	14.40-16.10
Boon	Paul	Belgium	Chair	SS	28-Aug	08.00-09.30
Boon	Paul	Belgium	Chair	PS	28-Aug	14.40-16.10
Boon	Paul	Belgium	Chair	SS	29-Aug	08.00-09.30
Boon	Paul	Belgium	Speaker	SS	29-Aug	08.00-09.30
Brambilla	Isabella	France	Speaker	SpS	30-Aug	16.00-18.00
Braun	Kees	Netherlands	Speaker	MS	29-Aug	09.30-11.30
Brázdil	Milan	Czech Rep	Speaker	EF	27-Aug	08.00-09.30
Brázdil	Milan	Czech Rep	Chair	PfS	29-Aug	12.00-13.30
Brigo	Francesco	Italy	Speaker	EF	29-Aug	08.00-09.30
Brodie	Martin	UK	Chair	PfS	27-Aug	12.00-13.30
Brodie	Martin	UK	Speaker	TC	28-Aug	08.00-12.00
Brodie	Martin	UK	Speaker	PS	28-Aug	14.40-16.10
Brodie	Martin	UK	Chair	SpS	30-Aug	13.00-18.00
Brodie	Martin	UK	Speaker	SpS	30-Aug	13.00-18.00
Brunklus	Andreas	UK	Speaker	SS	28-Aug	16.30-18.00
Bryant	Lorna	UK	Speaker	PfS	27-Aug	12.00-13.30
Carboni	Margherita	Switzerland	Speaker	PfS	29-Aug	12.00-13.30

MS=Main Session

PS=Parallel Session

EF=ECE Forum

TC=Teaching Course

TS=Teaching Session

PfS=Platform Session

SpS=Special Session

SS=Satellite Symposium

SURNAME	FIRST NAME	COUNTRY	ROLE	SESSION TYPE	DATE	TIME
Carmichael	David	UK	Speaker	PS	29-Aug	14.40-16.10
Carreño	Mar	Spain	Chair	PS	26-Aug	14.30-16.00
Carreño	Mar	Spain	Chair	PfS	28-Aug	12.00-13.30
Carrette	Sofie	Belgium	Speaker	PfS	28-Aug	12.00-13.30
Cavalleri	Gianpiero	Ireland	Speaker	PS	29-Aug	16.30-18.00
Cervi	Francesca	Italy	Speaker	PfS	29-Aug	12.00-13.30
Chandra	Sarat	India	Speaker	PfS	29-Aug	12.00-12.45
Chin	Richard	UK	Speaker	PfS	27-Aug	12.00-13.30
Chiron	Catherine	France	Speaker	SS	28-Aug	16.30-18.00
Christensen	Jakob	Denmark	Speaker	PfS	28-Aug	12.00-13.30
Christensen	Jakob	Denmark	Speaker	PS	28-Aug	14.40-16.10
Christensen	Jakob	Denmark	Speaker	PfS	29-Aug	12.00-13.30
Christensen	Jakob	Denmark	Chair	EF	30-Aug	11.30-13.00
Christensen	Jakob	Denmark	Chair	SpS	30-Aug	13.00-18.00
Christensen	Jakob	Denmark	Speaker	SpS	30-Aug	13.00-18.00
Christensen	Jakob	Denmark	Chair	SpS	30-Aug	13.00-18.00
Christensen	Jakob	Denmark	Speaker	SpS	30-Aug	13.00-18.00
Chvojka	Jan	Czech Rep	Speaker	PfS	28-Aug	12.00-13.30
Cilio	Maria Roberta	USA	Speaker	EF	28-Aug	08.00-09.30
Cole	Andrew	USA	Chair	MS	28-Aug	09.30-11.30
Cole	Andrew	USA	Speaker	MS	28-Aug	09.30-11.30
Conway	Charles	USA	Speaker	SS	26-Aug	16.30-18.00
Cook	Mark	Australia	Speaker	MS	28-Aug	09.30-11.30
Cook	Mark	Australia	Speaker	PS	29-Aug	14.40-16.10
Costa	Cinzia	Italy	Speaker	PfS	29-Aug	12.00-13.30
Covanis	Athanasios	Greece	Chair	EF	30-Aug	09.30-11.00
Covanis	Athanasios	Greece	Speaker	EF	30-Aug	09.30-11.00
Covanis	Athanasios	Greece	Chair	SpS	30-Aug	13.00-18.00
Covanis	Athanasios	Greece	Speaker	SpS	30-Aug	13.00-18.00
Craiu	Dana	Romania	Speaker	EF	28-Aug	08.00-09.30

MS=Main Session

PS=Parallel Session

EF=ECE Forum

TC=Teaching Course

TS=Teaching Session

PfS=Platform Session

SpS=Special Session

SS=Satellite Symposium

scientific programme

SURNAME	FIRST NAME	COUNTRY	ROLE	SESSION TYPE	DATE	TIME
Craiu	Dana	Romania	Speaker	PS	29-Aug	14.40-16.10
Cross	Helen	UK	Speaker	PS	28-Aug	14.40-16.10
Cross	Helen	UK	Speaker	EF	28-Aug	16.30-18.00
Cross	Helen	UK	Chair	MS	29-Aug	09.30-11.30
Cross	Helen	UK	Speaker	MS	29-Aug	09.30-11.30
Cross	Helen	UK	Speaker	EF	30-Aug	14.00-15.30
Cross	Helen	UK	Speaker	SpS	30-Aug	16.00-18.00
Cryan	John	Ireland	Speaker	PS	27-Aug	14.40-16.10
Curatolo	Paolo	Italy	Speaker	PS	27-Aug	14.40-16.10
Curry	Daniel	USA	Speaker	PS	26-Aug	14.30-16.00
Cvetkovska	Emilija	Macedonia	Chair	PfS	27-Aug	12.00-13.30
Cvetkovska	Emilija	Macedonia	Chair	EF	28-Aug	08.00-09.30
Dalla Bernardina	Bernardo	Italy	Speaker	SpS	30-Aug	16.00-18.00
de Bruijn	Marienke	Netherlands	Speaker	PfS	27-Aug	12.00-13.30
de Curtis	Marco	Italy	Speaker	TC	29-Aug	08.00-12.00
De Palma	Luca	Italy	Speaker	PfS	27-Aug	12.00-13.30
De Ridder	Jessie	Belgium	Speaker	PfS	27-Aug	12.00-13.30
De Vries	Linda	Netherlands	Speaker	PS	26-Aug	14.00-16.30
Denaxas	Spiros	UK	Speaker	PS	28-Aug	14.40-16.10
Depaulis	Antoine	France	Speaker	PS	26-Aug	14.30-16.00
Desloovere	Jana	Belgium	Speaker	PfS	28-Aug	12.00-13.30
Dimova	Petia	Bulgaria	Speaker	EF	29-Aug	08.00-09.30
Donath	Vladimir	Slovakia	Chair	EF	28-Aug	08.00-09.30
Dorris	Liam	UK	Speaker	PfS	29-Aug	12.00-13.30
Dravet	Charlotte	France	Chair	SpS	30-Aug	16.00-18.00
Dravet	Charlotte	France	Speaker	SpS	30-Aug	16.00-18.00
Dreier	Julie W	Denmark	Speaker	PfS	28-Aug	12.00-13.30
Dubeau	François	Canada	Chair	PS	29-Aug	16.30-18.00
Dubenko	Andriy	Ukraine	Chair	PfS	28-Aug	12.00-13.30
Duncan	John	UK	Chair	PfS	29-Aug	12.00-12.45

MS=Main Session

PS=Parallel Session

EF=ECE Forum

TC=Teaching Course

TS=Teaching Session

PfS=Platform Session

SpS=Special Session

SS=Satellite Symposium

SURNAME	FIRST NAME	COUNTRY	ROLE	SESSION TYPE	DATE	TIME
Duncan	John	UK	Speaker	PS	29-Aug	12.45-13.30
Dupont	Sophie	France	Speaker	SS	26-Aug	16.30-18.00
Egger-Rainer	Andrea	Austria	Speaker	EF	30-Aug	08.00-09.30
Eisermann	Monika	France	Speaker	EF	28-Aug	08.00-09.30
Eisermann	Monika	France	Speaker	PS	29-Aug	16.30-18.00
Eisermann	Monika	France	Chair	TS	30-Aug	08.00-09.30
Eisermann	Monika	France	Speaker	TS	30-Aug	08.00-09.30
Eisermann	Monika	France	Speaker	EF	30-Aug	09.30-11.00
Ekstein	Dana	Israel	Chair	PS	26-Aug	14.30-16.00
Ekstein	Dana	Israel	Chair	PfS	27-Aug	12.00-13.30
Elger	Christian	Germany	Chair	PS	28-Aug	14.40-16.10
Elger	Christian	Germany	Speaker	PS	29-Aug	12.45-13.30
Elger	Christian	Germany	Chair	PS	29-Aug	16.30-18.00
Elsas	Siegward	Switzerland	Speaker	EF	30-Aug	08.00-09.30
Emsley	Hedley	UK	Speaker	EF	29-Aug	08.00-09.30
Eyal	Sara	Israel	Chair	PfS	27-Aug	12.00-13.30
Fabo	Daniel	Hungary	Speaker	PfS	28-Aug	12.00-13.30
Fahoum	Firas	Israel	Chair	PfS	28-Aug	12.00-13.30
Fahoum	Firas	Israel	Speaker	PfS	28-Aug	12.00-13.30
Ferlisi	Monica	Italy	Speaker	PfS	27-Aug	12.00-13.30
Feucht	Martha	Austria	Speaker	PS	26-Aug	14.00-16.30
Feucht	Martha	Austria	Chair	EF	27-Aug	08.00-09.30
Feucht	Martha	Austria	Chair	PS	27-Aug	14.40-16.10
Feucht	Martha	Austria	Chair	MS	29-Aug	09.30-11.30
Feucht	Martha	Austria	Chair	SS	29-Aug	16.30-18.00
Feucht	Martha	Austria	Speaker	SS	29-Aug	16.30-18.00
Feucht	Martha	Austria	Chair	TS	30-Aug	08.00-09.30
Feucht	Martha	Austria	Speaker	TS	30-Aug	08.00-09.30
Feucht	Martha	Austria	Speaker	SpS	30-Aug	09.30-13.30
Feucht	Martha	Austria	Speaker	MS	30-Aug	13.00-14.00

MS=Main Session

PS=Parallel Session

EF=ECE Forum

TC=Teaching Course

TS=Teaching Session

PfS=Platform Session

SpS=Special Session

SS=Satellite Symposium

scientific programme

SURNAME	FIRST NAME	COUNTRY	ROLE	SESSION TYPE	DATE	TIME
Finnell	Richard	USA	Speaker	PS	27-Aug	14.40-16.10
Florea	Bogdan	Romania	Chair	PS	28-Aug	14.40-16.10
Foged	Mette T	Denmark	Speaker	PfS	28-Aug	12.00-13.30
Frauscher	Birgit	Canada	Speaker	PfS	28-Aug	12.00-13.30
Frauscher	Birgit	Canada	Speaker	PS	29-Aug	14.15-16.15
French	Jacqueline	USA	Chair	EF	30-Aug	11.30-13.00
French	Jacqueline	USA	Speaker	EF	30-Aug	11.30-13.00
Friedman	Alon	Israel	Speaker	MS	29-Aug	09.30-11.30
Fusco	Lucia	Italy	Chair	EF	28-Aug	08.00-09.30
Fusco	Lucia	Italy	Speaker	EF	28-Aug	08.00-09.30
G. Baroumand	Amir	Belgium	Speaker	PfS	29-Aug	12.00-13.30
Gagdil	Pradnya	India	Speaker	EF	29-Aug	08.00-09.30
Galanopoulou	Aristea	USA	Chair	PS	26-Aug	14.30-16.00
Galanopoulou	Aristea	USA	Speaker	EF	30-Aug	14.00-15.30
Galovic	Marian	UK	Speaker	PfS	27-Aug	12.00-13.30
Gardella	Elena	Denmark	Speaker	PfS	29-Aug	12.00-13.30
Gardella	Elena	Denmark	Speaker	EF	30-Aug	09.30-11.00
Gil-Nagel	Antonio	Spain	Speaker	PfS	27-Aug	12.00-13.30
Gil-Nagel	Antonio	Spain	Speaker	SpS	30-Aug	16.00-18.00
Giordano	Carmen	Italy	Speaker	EF	27-Aug	08.00-09.30
Goldstein	Laura	UK	Speaker	TC	29-Aug	09.30-11.30
Gonzalez-Izquierdo	Arturo	UK	Speaker	PS	28-Aug	14.40-16.10
Goossens	M-G	Belgium	Speaker	PfS	28-Aug	12.00-13.30
Granbichler	Claudia	Austria	Chair	PS	27-Aug	14.40-16.10
Granbichler	Claudia	Austria	Speaker	EF	30-Aug	09.30-11.00
Groppa	Stanislav	Moldova	Chair	PS	27-Aug	14.40-16.10
Groppa	Stanislav	Moldova	Speaker	EF	28-Aug	08.00-09.30
Gröppel	Gudrun	Austria	Speaker	PfS	28-Aug	12.00-13.30
Guekht	Alla	Russia	Chair	MS	29-Aug	09.30-11.30
Guekht	Alla	Russia	Speaker	MS	29-Aug	09.30-11.30

MS=Main Session

PS=Parallel Session

EF=ECE Forum

TC=Teaching Course

TS=Teaching Session

PfS=Platform Session

SpS=Special Session

SS=Satellite Symposium

SURNAME	FIRST NAME	COUNTRY	ROLE	SESSION TYPE	DATE	TIME
Guekht	Alla	Russia	Chair	EF	30-Aug	09.30-11.00
Guekht	Alla	Russia	Speaker	EF	30-Aug	09.30-11.00
Guekht	Alla	Russia	Speaker	MS	30-Aug	13.00-14.00
Guerrini	Renzo	Italy	Speaker	MS	28-Aug	09.30-11.30
Guerrini	Renzo	Italy	Chair	SS	28-Aug	16.30-18.00
Guerrini	Renzo	Italy	Chair	SpS	30-Aug	16.00-18.00
Guerrini	Renzo	Italy	Speaker	SpS	30-Aug	16.00-18.00
Guye	Maxime	France	Speaker	PS	29-Aug	14.40-16.10
Haberlandt	Edda	Austria	Speaker	TC	27-Aug	08.00-12.00
Hamer	Hajo	Germany	Speaker	EF	30-Aug	09.30-11.00
Hartmann	Hans	Germany	Speaker	PS	26-Aug	14.00-16.30
Häussler	Ute	Germany	Speaker	PfS	27-Aug	12.00-13.30
Hawkes	Maximiliano	USA	Speaker	PfS	27-Aug	12.00-13.30
Hecimovic	Hrvoje	Croatia	Speaker	PS	26-Aug	14.30-16.00
Helmstaedter	Christoph	Germany	Speaker	PfS	29-Aug	12.00-12.45
Henley	William	UK	Speaker	EF	30-Aug	08.00-09.30
Henning	Oliver	Norway	Chair	PS	26-Aug	14.30-16.00
Henning	Oliver	Norway	Speaker	PS	26-Aug	14.30-16.00
Henshall	David	Ireland	Speaker	MS	27-Aug	09.30-11.30
Henshall	David	Ireland	Speaker	TC	29-Aug	08.00-12.00
Henshall	David	Ireland	Speaker	PS	27-Aug	14.40-16.10
Hernandez Ronquillo	Lizbeth	Canada	Speaker	PfS	28-Aug	12.00-13.30
Hertzberg	Christoph	Germany	Speaker	PfS	27-Aug	12.00-13.30
Hingray	Coraline	France	Speaker	PS	28-Aug	14.40-16.10
Höftberger	Romana	Austria	Chair	PS	27-Aug	14.40-16.10
Holtkamp	Martin	Germany	Chair	SS	26-Aug	16.30-18.00
Hotka	Matej	Austria	Speaker	PS	29-Aug	14.40-16.10
Huber-Mollema	Yfke	Netherlands	Speaker	PfS	28-Aug	12.00-13.30
Hulshof	H.M.	Netherlands	Speaker	PfS	28-Aug	12.00-13.30
Isla	Julian	France	Speaker	SpS	30-Aug	16.00-18.00

MS=Main Session PS=Parallel Session EF=ECE Forum TC=Teaching Course
 TS=Teaching Session PfS=Platform Session SpS=Special Session SS=Satellite Symposium

scientific programme

SURNAME	FIRST NAME	COUNTRY	ROLE	SESSION TYPE	DATE	TIME
Jacobs	Julia	Germany	Speaker	MS	29-Aug	09.30-11.30
Japaridze	Natia	Germany	Speaker	EF	30-Aug	08.00-09.30
Jedrzejczak	Joanna	Poland	Speaker	EF	28-Aug	08.00-09.30
Jedrzejczak	Joanna	Poland	Chair	PfS	28-Aug	12.00-13.30
Jennum	Poul Jørgen	Denmark	Speaker	EF	30-Aug	11.30-13.00
Jennum	Poul Jørgen	Denmark	Speaker	SpS	30-Aug	13.00-18.00
Jiruska	Premysl	Czech Rep	Speaker	EF	27-Aug	08.00-09.30
Jocic-Jakubi	Bosanka	Serbia/Oman	Chair	PS	26-Aug	14.30-16.00
Johannessen	Svein	Norway	Speaker	EF	28-Aug	08.00-09.30
Johannessen Landmark	Cecilie	Norway	Speaker	PS	27-Aug	14.40-16.10
Johannessen Landmark	Cecilie	Norway	Chair	EF	28-Aug	08.00-09.30
Johannessen Landmark	Cecilie	Norway	Speaker	EF	28-Aug	08.00-09.30
Johannessen Landmark	Cecilie	Norway	Chair	PfS	29-Aug	12.00-13.30
Johnson	Michael	UK	Speaker	PS	29-Aug	16.30-18.00
Jokeit	Henric	Switzerland	Chair	PS	26-Aug	14.30-16.00
Jokeit	Henric	Switzerland	Speaker	PS	26-Aug	14.30-16.00
Josephson	Colin	Canada	Speaker	PS	28-Aug	14.40-16.10
Jović	Nebojsa	Serbia	Chair	PfS	29-Aug	12.00-13.30
Jozwiak	Sergiusz	Poland	Speaker	MS	29-Aug	09.30-11.30
Jozwiak	Sergiusz	Poland	Speaker	PS	27-Aug	14.40-16.10
Kahane	Philippe	France	Chair	PS	29-Aug	16.30-18.00
Kahane	Philippe	France	Chair	TS	30-Aug	09.30-11.00
Kahane	Philippe	France	Speaker	TS	30-Aug	09.30-11.00
Kalina	Adam	Czech Rep	Speaker	PfS	29-Aug	12.00-13.30
Kalss	Gudrun	Austria	Chair	PS	27-Aug	14.40-16.10
Kalss	Gudrun	Austria	Speaker	SS	29-Aug	08.00-09.30
Kälviäinen	Reetta	Finland	Chair	TC	27-Aug	08.00-12.00
Kälviäinen	Reetta	Finland	Speaker	TC	27-Aug	08.00-12.00
Kälviäinen	Reetta	Finland	Chair	PfS	28-Aug	12.00-13.30
Kälviäinen	Reetta	Finland	Speaker	EF	28-Aug	16.30-18.00

MS=Main Session

PS=Parallel Session

EF=ECE Forum

TC=Teaching Course

TS=Teaching Session

PfS=Platform Session

SpS=Special Session

SS=Satellite Symposium

SURNAME	FIRST NAME	COUNTRY	ROLE	SESSION TYPE	DATE	TIME
Kaminski	Rafal	Belgium	Speaker	PfS	27-Aug	12.00-13.30
Kämpfi	Leena	Finland	Speaker	PfS	27-Aug	12.00-13.30
Kapidzic	Almasa	Bosnia& Herzegovina	Chair	PfS	29-Aug	12.00-13.30
Kapur	Jaideep	USA	Speaker	MS	27-Aug	09.30-11.30
Kasradze	Sofia	Georgia	Chair	PfS	28-Aug	12.00-13.30
Keller	Simon	UK	Speaker	PS	28-Aug	14.40-16.10
Kelley	Matt	USA	Speaker	PfS	27-Aug	12.00-13.30
Kelley	Matt	USA	Speaker	EF	30-Aug	14.00-15.30
Khatami	Ramin	Switzerland	Speaker	EF	29-Aug	08.00-09.30
Kiselev	Yury	Norway	Speaker	EF	28-Aug	08.00-09.30
Klein	Karl Martin	Germany	Chair	PS	29-Aug	14.40-16.10
Klein	Karl Martin	Germany	Speaker	PS	29-Aug	14.40-16.10
Klepper	Joerg	Germany	Speaker	EF	27-Aug	08.00-09.30
Kluger	Gerhard	Germany	Speaker	EF	28-Aug	16.30-18.00
Kluger	Gerhard	Germany	Chair	PfS	29-Aug	12.00-13.30
Knappertz	Volker	USA	Speaker	PfS	27-Aug	12.00-13.30
Kobow	Katja	Germany	Speaker	PS	29-Aug	14.40-16.10
Kocjančič	Daša	Slovenia	Speaker	PfS	29-Aug	12.00-13.30
Koepp	Matthias	UK	Speaker	MS	28-Aug	09.30-11.30
Koepp	Matthias	UK	Speaker	SS	29-Aug	16.30-18.00
Koepp	Matthias	UK	Speaker	PS	29-Aug	16.30-18.00
Kondo	Akihiko	Japan	Speaker	PfS	27-Aug	12.00-13.30
Korczyn	Amos	Israel	Chair	PfS	29-Aug	12.00-13.30
Körtvelyessy	Peter	Germany	Chair	PS	27-Aug	14.40-16.10
Körtvelyessy	Peter	Germany	Speaker	PS	27-Aug	14.40-16.10
Koutroumanidis	Michalis	UK	Speaker	PS	29-Aug	16.30-18.00
Koutroumanidis	Michalis	UK	Speaker	EF	30-Aug	09.30-11.00
Kovac	Stjepana	Germany	Chair	PS	29-Aug	14.40-16.10
Kovac	Stjepana	Germany	Speaker	PS	29-Aug	14.40-16.10
Kovacs	Gabor	Austria	Speaker	MS	28-Aug	09.30-11.30

MS=Main Session PS=Parallel Session EF=ECE Forum TC=Teaching Course
TS=Teaching Session PfS=Platform Session SpS=Special Session SS=Satellite Symposium

scientific programme

SURNAME	FIRST NAME	COUNTRY	ROLE	SESSION TYPE	DATE	TIME
Kreilkamp	Barbara	UK	Speaker	PfS	27-Aug	12.00-13.30
Kruja	Jera	Albania	Chair	PfS	27-Aug	12.00-13.30
Kubista	Helmut	Austria	Chair	PS	29-Aug	14.40-16.10
Kuchukhidze	Giorgi	Austria	Chair	TS	30-Aug	09.30-11.00
Kuchukhidze	Giorgi	Austria	Speaker	TS	30-Aug	09.30-11.00
Kuchukhidze	Giorgi	Austria	Speaker	TS	30-Aug	09.30-11.00
Kunz	Wolfram	Germany	Speaker	PS	29-Aug	14.40-16.10
Kvaskova	Nadezhda	Russa	Speaker	PfS	27-Aug	12.00-13.30
Kwan	Patrick	Australia	Speaker	SS	28-Aug	16.30-18.00
Lagae	Lieven	Belgium	Speaker	PS	27-Aug	14.40-16.10
Lagae	Lieven	Belgium	Chair	TC	28-Aug	08.00-12.00
Lagae	Lieven	Belgium	Speaker	TC	28-Aug	08.00-12.00
Lagae	Lieven	Belgium	Speaker	PfS	28-Aug	12.00-13.30
Lagae	Lieven	Belgium	Speaker	SpS	30-Aug	16.00-18.00
Lamberink	Herm J	Netherlands	Speaker	PfS	27-Aug	12.00-13.30
Larsson	David	Sweden	Speaker	PfS	27-Aug	12.00-13.30
Larsson	Pål	Norway	Speaker	PS	26-Aug	14.30-16.00
Leitinger	Markus	Austria	Chair	PfS	27-Aug	12.00-13.30
Leitinger	Markus	Austria	Chair	TC	28-Aug	09.30-11.30
Leitinger	Markus	Austria	Speaker	TC	28-Aug	09.30-11.30
Leitinger	Markus	Austria	Speaker	TC	28-Aug	09.30-11.30
Lemke	Johannes	Germany	Speaker	TS	30-Aug	11.30-13.00
Lerche	Holger	Germany	Speaker	PS	29-Aug	16.30-18.00
Librizzi	Laura	Italy	Speaker	PfS	29-Aug	12.00-13.30
Lieb	Andreas	UK	Speaker	PfS	28-Aug	12.00-13.30
Linehan	Christine	Ireland	Speaker	EF	30-Aug	11.30-13.00
Linehan	Christine	Ireland	Speaker	SpS	30-Aug	13.00-18.00
Linehan	Christine	Ireland	Chair	SpS	30-Aug	13.00-18.00
Lisgaras	Christos	USA	Chair	EF	30-Aug	14.00-15.30
Lisgaras	Christos	USA	Speaker	EF	30-Aug	14.00-15.30

MS=Main Session

PS=Parallel Session

EF=ECE Forum

TC=Teaching Course

TS=Teaching Session

PfS=Platform Session

SpS=Special Session

SS=Satellite Symposium

SURNAME	FIRST NAME	COUNTRY	ROLE	SESSION TYPE	DATE	TIME
Loddenkemper	Tobias	USA	Chair	PS	28-Aug	14.40-16.10
Loddenkemper	Tobias	USA	Speaker	TS	30-Aug	08.00-09.30
Lorber	Bogdan	Slovenia	Speaker	PS	29-Aug	16.30-18.00
Lorber	Bogdan	Slovenia	Speaker	EF	30-Aug	09.30-11.00
Löscher	Wolfgang	Germany	Speaker	PS	28-Aug	14.40-16.10
Löscher	Wolfgang	Germany	Speaker	PS	29-Aug	16.30-18.00
Lossius	Morten	Norway	Chair	EF	28-Aug	08.00-09.30
Luef	Gerhard	Austria	Speaker	PS	26-Aug	14.30-16.00
Lundgren	Tobias	Sweden	Speaker	TC	29-Aug	09.30-11.30
Lundgren	Tobias	Sweden	Speaker	EF	30-Aug	08.00-09.30
Maiti	Rituparna	India	Speaker	PfS	27-Aug	12.00-13.30
Malmgren	Kristina	Sweden	Speaker	EF	30-Aug	11.30-13.00
Malmgren	Kristina	Sweden	Speaker	SpS	30-Aug	13.00-18.00
Mameniskiėne	Ruta	Lithuania	Speaker	EF	28-Aug	08.00-09.30
Mameniskiėne	Ruta	Lithuania	Chair	PfS	28-Aug	12.00-13.30
Markhus	Rune	Norway	Speaker	EF	28-Aug	08.00-09.30
Markoula	Sofia	Greece	Speaker	PS	28-Aug	14.40-16.10
Marson	Tony	UK	Speaker	PfS	28-Aug	12.00-13.30
Marson	Tony	UK	Chair	EF	28-Aug	16.30-18.00
Marson	Tony	UK	Speaker	EF	28-Aug	16.30-18.00
Marson	Tony	UK	Speaker	EF	30-Aug	11.30-13.00
Marson	Tony	UK	Speaker	SpS	30-Aug	13.00-18.00
Marson	Tony	UK	Chair	SpS	30-Aug	13.00-18.00
Marusic	Petr	Czech Rep	Chair	PS	26-Aug	14.30-16.00
Marusic	Petr	Czech Rep	Speaker	TC	27-Aug	08.00-12.00
Marusic	Petr	Czech Rep	Speaker	TS	30-Aug	09.30-11.00
Maxwell	Shirley	UK	Speaker	SpS	30-Aug	08.00-09.30
Mayer	Thomas	Germany	Speaker	SS	27-Aug	16.30-18.00
Mazarati	Andrey	USA	Speaker	PS	27-Aug	14.40-16.10
Mazarati	Andrey	USA	Speaker	PS	29-Aug	16.30-18.00

MS=Main Session PS=Parallel Session EF=ECE Forum TC=Teaching Course
 TS=Teaching Session PfS=Platform Session SpS=Special Session SS=Satellite Symposium

scientific programme

SURNAME	FIRST NAME	COUNTRY	ROLE	SESSION TYPE	DATE	TIME
Mazurkiewicz-Beldzińska	M	Poland	Speaker	PfS	27-Aug	12.00-13.30
Mazzola	Laure	France	Speaker	PS	27-Aug	14.40-16.10
Mbizvo	Gashirai K	UK	Speaker	PfS	28-Aug	12.00-13.30
McEvoy	Andrew	UK	Speaker	PS	26-Aug	14.30-16.00
McGonigal	Aileen	France	Speaker	PfS	28-Aug	12.00-13.30
McLean	Brendan	UK	Speaker	EF	30-Aug	08.00-09.30
Mechoulam	Raphael	Israel	Speaker	SpS	27-Aug	08.30-09.30
Mehvari Habibabadi	Jafar	Iran	Chair	PfS	27-Aug	12.00-13.30
Meletti	Stefano	Italy	Speaker	PS	26-Aug	14.30-16.00
Meletti	Stefano	Italy	Speaker	EF	28-Aug	16.30-18.00
Melin	Esbjörn	Sweden	Speaker	PfS	29-Aug	12.00-13.30
M de la Prida	Liset	Spain	Chair	PS	29-Aug	16.30-18.00
M de la Prida	Liset	Spain	Speaker	PS	29-Aug	16.30-18.00
Michaelis	Rosa	Germany	Chair	PS	28-Aug	14.40-16.10
Michaelis	Rosa	Germany	Speaker	PS	28-Aug	14.40-16.10
Michaelis	Rosa	Germany	Chair	TC	29-Aug	09.30-11.30
Michaelis	Rosa	Germany	Speaker	TC	29-Aug	09.30-11.30
Michaelis	Rosa	Germany	Chair	EF	30-Aug	08.00-09.30
Michelucci	Roberto	Italy	Speaker	EF	30-Aug	09.30-11.00
Mifsud	Janet	Malta	Chair	SpS	30-Aug	08.00-09.30
Mifsud	Janet	Malta	Speaker	SpS	30-Aug	08.00-09.30
Mindruta	Ioana	Romania	Speaker	EF	29-Aug	08.00-09.30
Møller	Rikke	Denmark	Speaker	EF	30-Aug	09.30-11.00
Morrison	Gilmour	UK	Speaker	PfS	27-Aug	12.00-13.30
Morton	Caroline	Netherlands	Chair	SpS	30-Aug	08.00-09.30
Morton	Caroline	Netherlands	Speaker	SpS	30-Aug	08.00-09.30
Motamedi	Mahmoud	Iran	Chair	PfS	28-Aug	12.00-13.30
Mula	Marco	UK	Chair	PS	27-Aug	14.40-16.10
Mula	Marco	UK	Speaker	PS	27-Aug	14.40-16.10
Mula	Marco	UK	Speaker	PS	29-Aug	16.30-18.00

MS=Main Session

PS=Parallel Session

EF=ECE Forum

TC=Teaching Course

TS=Teaching Session

PfS=Platform Session

SpS=Special Session

SS=Satellite Symposium

SURNAME	FIRST NAME	COUNTRY	ROLE	SESSION TYPE	DATE	TIME
Nabbout	Rima	France	Speaker	SS	28-Aug	16.30-18.00
Nabbout	Rima	France	Speaker	SpS	30-Aug	16.00-18.00
Nakken	Karl	Norway	Speaker	EF	28-Aug	08.00-09.30
Neal	Andrew	Australia	Speaker	PfS	28-Aug	12.00-13.30
Nehlig	Astrid	France	Chair	PS	26-Aug	14.30-16.00
Nehlig	Astrid	France	Speaker	PS	26-Aug	14.30-16.00
Nehlig	Astrid	France	Chair	PS	27-Aug	14.40-16.10
Nehlig	Astrid	France	Speaker	PS	27-Aug	14.40-16.10
Neubauer	Bernd	Germany	Chair	TS	30-Aug	11.30-13.00
Neubauer	Bernd	Germany	Speaker	TS	30-Aug	11.30-13.00
Neuray	Caroline	Austria	Chair	PS	29-Aug	16.30-18.00
Nikanorova	Marina	Denmark	Speaker	PfS	28-Aug	12.00-13.30
O'Brien	Terence	Australia	Speaker	MS	28-Aug	09.30-11.30
Pataraiia	Ekaterina	Austria	Chair	PS	27-Aug	14.40-16.10
Pataraiia	Ekaterina	Austria	Chair	PfS	29-Aug	12.00-12.45
Pellegrin	Serena	Italy	Speaker	PfS	27-Aug	12.00-13.30
Peltola	Jukka	Finland	Speaker	PS	26-Aug	14.30-16.00
Perruca	Emilio	Italy	Speaker	PS	29-Aug	14.15-16.15
Perucca	Emilio	Italy	Speaker	SS	27-Aug	16.30-18.00
Perucca	Emilio	Italy	Speaker	PS	28-Aug	14.40-16.10
Perucca	Piero	Australia	Speaker	MS	29-Aug	09.30-11.30
Perucca	Piero	Australia	Chair	PfS	29-Aug	12.00-13.30
Picard	Fabienne	France	Chair	PS	27-Aug	14.40-16.10
Picard	Fabienne	Switzerland	Speaker	PS	27-Aug	14.40-16.10
Pisch	Manuela	UK	Speaker	PfS	28-Aug	12.00-13.30
Pitkanen	Asla	Finland	Speaker	MS	28-Aug	09.30-11.30
Polster	Tilman	Germany	Speaker	PfS	27-Aug	12.00-13.30
Polster	Tilman	Germany	Speaker	SS	29-Aug	16.30-18.00
Porschen	Thomas	Germany	Speaker	SpS	30-Aug	08.00-09.30
Porschen	Thomas	Germany	Chair	SpS	30-Aug	09.30-13.30

MS=Main Session

PS=Parallel Session

EF=ECE Forum

TC=Teaching Course

TS=Teaching Session

PfS=Platform Session

SpS=Special Session

SS=Satellite Symposium

scientific programme

SURNAME	FIRST NAME	COUNTRY	ROLE	SESSION TYPE	DATE	TIME
Porschen	Thomas	Germany	Speaker	SpS	30-Aug	09.30-13.30
Porschen	Thomas	Germany	Speaker	SpS	30-Aug	09.30-13.30
Potschka	Heidrun	Germany	Chair	MS	28-Aug	09.30-11.30
Potschka	Heidrun	Germany	Chair	TC	29-Aug	08.00-12.00
Potschka	Heidrun	Germany	Speaker	TC	29-Aug	08.00-12.00
Premoli	Isabella	UK	Speaker	PfS	29-Aug	12.00-13.30
Pressler	Ronit	UK	Speaker	PS	26-Aug	14.00-16.30
Pressler	Ronit	UK	Speaker	MS	27-Aug	09.30-11.30
Pressler	Ronit	UK	Speaker	EF	28-Aug	08.00-09.30
Pressler	Ronit	UK	Chair	TS	30-Aug	11.30-13.00
Pressler	Ronit	UK	Speaker	TS	30-Aug	11.30-13.00
Radhakrishnan	Kurupath	India	Speaker	PS	26-Aug	14.30-16.00
Rados	Matea	Netherlands	Speaker	PfS	28-Aug	12.00-13.30
Rahman	Shamima	UK	Speaker	PS	29-Aug	14.40-16.10
Ramantani	Georgia	Switzerland	Speaker	PfS	28-Aug	12.00-13.30
Ravizza	Teresa	Italy	Speaker	PS	29-Aug	16.30-18.00
Rektor	Ivan	Czech Rep	Chair	PS	28-Aug	14.40-16.10
Rektor	Ivan	Czech Rep	Speaker	PS	28-Aug	14.40-16.10
Rener Primec	Zvonka	Slovenia	Speaker	PfS	28-Aug	12.00-13.30
Represa	Alfonso	France	Speaker	PS	29-Aug	16.30-18.00
Reschke	Cristina	Ireland	Speaker	PfS	29-Aug	12.00-13.30
Reuber	Markus	UK	Chair	PS	28-Aug	14.40-16.10
Reuber	Markus	UK	Speaker	PS	28-Aug	14.40-16.10
Reuber	Markus	UK	Speaker	TC	29-Aug	09.30-11.30
Reuber	Markus	UK	Speaker	EF	30-Aug	08.00-09.30
Reuber	Markus	UK	Speaker	EF	30-Aug	11.30-13.00
Rheims	Sylvain	France	Speaker	PS	29-Aug	14.15-16.15
Richardson	Mark	UK	Speaker	PfS	27-Aug	12.00-13.30
Ristic	Aleksander	Serbia	Chair	PS	26-Aug	14.30-16.00
Rogawski	Mike	USA	Speaker	MS	28-Aug	09.30-11.30

MS=Main Session

PS=Parallel Session

EF=ECE Forum

TC=Teaching Course

TS=Teaching Session

PfS=Platform Session

SpS=Special Session

SS=Satellite Symposium

SURNAME	FIRST NAME	COUNTRY	ROLE	SESSION TYPE	DATE	TIME
Rosenow	Felix	Germany	Chair	EF	27-Aug	08.00-09.30
Rosenow	Felix	Germany	Speaker	EF	27-Aug	08.00-09.30
Rossetti	Andrea	Switzerland	Chair	TS	30-Aug	08.00-09.30
Rossetti	Andrea	Switzerland	Speaker	TS	30-Aug	08.00-09.30
Rossetti	Andrea	Switzerland	Speaker	TS	30-Aug	11.30-13.00
Rössler	Karl	Germany	Speaker	SS	28-Aug	08.00-09.30
Rubboli	Guido	Denmark	Speaker	EF	30-Aug	09.30-11.00
Rüber	Theodor	Germany	Speaker	PfS	29-Aug	12.00-13.30
Rüegg	Stephan	Switzerland	Speaker	EF	27-Aug	08.00-09.30
Rüegg	Stephan	Switzerland	Speaker	MS	27-Aug	09.30-11.30
Rüegg	Stephan	Switzerland	Speaker	TS	30-Aug	08.00-09.30
Rüegg	Stephan	Switzerland	Chair	SpS	30-Aug	09.30-13.30
Russo	Emilio	Italy	Speaker	EF	27-Aug	08.00-09.30
Russo	Emilio	Italy	Chair	PS	27-Aug	14.40-16.10
Russo	Emilio	Italy	Speaker	PfS	29-Aug	12.00-13.30
Ryvlin	Philippe	Switzerland	Speaker	EF	28-Aug	08.00-09.30
Ryvlin	Philippe	Switzerland	Speaker	PS	28-Aug	14.40-16.10
Ryvlin	Philippe	Switzerland	Chair	PS	28-Aug	14.40-16.10
Ryvlin	Philippe	Switzerland	Speaker	SS	28-Aug	16.30-18.00
Ryvlin	Philippe	Switzerland	Speaker	PS	29-Aug	14.40-16.10
Ryvlin	Philippe	Switzerland	Chair	SpS	30-Aug	13.00-18.00
Ryvlin	Philippe	Switzerland	Speaker	SpS	30-Aug	13.00-18.00
Samsonsen	Christian	Norway	Speaker	PS	26-Aug	14.30-16.00
Santamarina	Estevo	Spain	Speaker	PfS	29-Aug	12.00-13.30
Santos	Ferrao	Belgium	Speaker	SS	29-Aug	08.00-09.30
Šarić Sučić	Jelena	Croatia	Speaker	PfS	29-Aug	12.00-13.30
Sarnat	Harvey	Canada	Speaker	EF	29-Aug	08.00-09.30
Scheffer	Ingrid	Australia	Speaker	SpS	30-Aug	16.00-18.00
Schelaas	Jurgen	Netherlands	Speaker	EF	30-Aug	08.00-09.30
Schidlitzki	Alina	Germany	Speaker	PfS	28-Aug	12.00-13.30

MS=Main Session PS=Parallel Session EF=ECE Forum TC=Teaching Course
 TS=Teaching Session PfS=Platform Session SpS=Special Session SS=Satellite Symposium

scientific programme

SURNAME	FIRST NAME	COUNTRY	ROLE	SESSION TYPE	DATE	TIME
Schiefecker	Alois	Austria	Speaker	EF	26-Aug	08.00-09.30
Schmitt	Friedhelm Carl	Germany	Speaker	PS	28-Aug	14.40-16.10
Scholl-Buergi	Sabine	Austria	Speaker	EF	27-Aug	08.00-09.30
Schulze-Bonhage	Andreas	Germany	Chair	PS	26-Aug	14.30-16.00
Schulze-Bonhage	Andreas	Germany	Speaker	PS	26-Aug	14.30-16.00
Schulze-Bonhage	Andreas	Germany	Speaker	PS	27-Aug	14.40-16.10
Schwenkhagen	Anneliese	Germany	Speaker	PS	26-Aug	14.30-16.00
Seeck	Margitta	Switzerland	Speaker	TC	27-Aug	08.00-12.00
Seeck	Margitta	Switzerland	Speaker	PS	27-Aug	14.40-16.10
Seeck	Margitta	Switzerland	Chair	TC	28-Aug	08.00-12.00
Seeck	Margitta	Switzerland	Speaker	TC	28-Aug	08.00-12.00
Seeck	Margitta	Switzerland	Chair	PS	28-Aug	14.40-16.10
Seeck	Margitta	Switzerland	Speaker	PS	28-Aug	14.40-16.10
Seeck	Margitta	Switzerland	Speaker	SS	29-Aug	08.00-09.30
Seeck	Margitta	Switzerland	Chair	PS	29-Aug	12.45-13.30
Selmer	Kaja	Norway	Speaker	EF	27-Aug	08.00-09.30
Serratososa	Jose	Spain	Chair	PfS	27-Aug	12.00-13.30
Serratososa	José	Spain	Speaker	EF	30-Aug	09.30-11.00
Serratososa	José	Spain	Speaker	PS	26-Aug	14.30-16.00
Shafi	Mouhsin	USA	Speaker	PS	29-Aug	16.30-18.00
Shankar	Rohit	UK	Speaker	PS	29-Aug	14.15-16.15
Shankar	Rohit	UK	Chair	EF	30-Aug	08.00-09.30
Shirozu	Hiroshi	Japan	Speaker	PfS	28-Aug	12.00-13.30
Shorvon	Simon	UK	Speaker	PS	27-Aug	14.40-16.10
Shorvon	Simon	UK	Chair	MS	28-Aug	09.30-11.30
Shorvon	Simon	UK	Speaker	PS	28-Aug	14.40-16.10
Shorvon	Simon	UK	Speaker	MS	30-Aug	13.00-14.00
Siegenthaler	Therese	Switzerland	Speaker	EF	30-Aug	08.00-09.30
Sisodiya	Sanjay	UK	Chair	EF	27-Aug	08.00-09.30
Sisodiya	Sanjay	UK	Chair	PS	29-Aug	16.30-18.00

MS=Main Session

PS=Parallel Session

EF=ECE Forum

TC=Teaching Course

TS=Teaching Session

PfS=Platform Session

SpS=Special Session

SS=Satellite Symposium

SURNAME	FIRST NAME	COUNTRY	ROLE	SESSION TYPE	DATE	TIME
Sisodiya	Sanjay	UK	Speaker	PS	29-Aug	14.40-16.10
Sisodiya	Sanjay	UK	Speaker	PS	29-Aug	16.30-18.00
Snoeijen-Schouwenaars	Francesca	Netherlands	Speaker	EF	30-Aug	08.00-09.30
Sokic	Dragoslav	Serbia	Speaker	EF	28-Aug	08.00-09.30
Sokic	Dragoslav	Serbia	Chair	MS	29-Aug	09.30-11.30
Specchio	Nicola	Italy	Chair	PfS	28-Aug	12.00-13.30
Specchio	Nicola	Italy	Chair	EF	28-Aug	16.30-18.00
Sperk	Günther	Austria	Chair	PfS	28-Aug	12.00-13.30
Sporiš	Davor	Croatia	Chair	PfS	28-Aug	12.00-13.30
Stabile	Andrea	Italy	Speaker	PfS	29-Aug	12.00-13.30
Stefan	Hermann	Germany	Speaker	SS	28-Aug	08.00-09.30
Stefan	Hermann	Germany	Speaker	PS	28-Aug	14.40-16.10
Stefan	Hermann	Germany	Chair	PS	29-Aug	14.40-16.10
Steinhoff	Bernhard	Germany	Chair	PS	29-Aug	14.40-16.10
Stevellink	Remi	Netherlands	Speaker	PfS	28-Aug	12.00-13.30
Steven	David	Canada	Chair	EF	29-Aug	08.00-09.30
Steven	David	Canada	Speaker	EF	29-Aug	08.00-09.30
Striano	Pasquale	Italy	Speaker	EF	27-Aug	08.00-09.30
Striano	Pasquale	Italy	Speaker	EF	30-Aug	09.30-11.00
Striano	Pasquale	Italy	Speaker	PS	29-Aug	14.40-16.10
Strzelczyk	Adam	Germany	Speaker	EF	27-Aug	08.00-09.30
Strzelczyk	Adam	Germany	Speaker	TC	28-Aug	08.00-12.00
Strzelczyk	Adam	Germany	Speaker	SS	28-Aug	16.30-18.00
Strzelczyk	Adam	Germany	Speaker	PfS	29-Aug	12.00-13.30
Strzelczyk	Adam	Germany	Speaker	SpS	30-Aug	09.30-13.30
Sukhudyana	Biayna	Armenia	Speaker	EF	29-Aug	08.00-09.30
Sun	Yanping	China	Speaker	PfS	29-Aug	12.00-13.30
Surges	Rainer	Germany	Chair	TC	27-Aug	08.00-12.00
Surges	Rainer	Germany	Speaker	TC	27-Aug	08.00-12.00
Surges	Rainer	Germany	Speaker	PS	27-Aug	14.40-16.10

MS=Main Session PS=Parallel Session EF=ECE Forum TC=Teaching Course
TS=Teaching Session PfS=Platform Session SpS=Special Session SS=Satellite Symposium

scientific programme

SURNAME	FIRST NAME	COUNTRY	ROLE	SESSION TYPE	DATE	TIME
Süße	Marie	Germany	Speaker	PfS	27-Aug	12.00-13.30
Tassi	Laura	Italy	Speaker	PS	29-Aug	16.30-18.00
Tassinari	Carlo Alberto	Italy	Chair	EF	30-Aug	09.30-11.00
Tatishvili	Nana	Georgia	Chair	PfS	27-Aug	12.00-13.30
Tetro	Nino	Israel	Speaker	PfS	28-Aug	12.00-13.30
Thijs	Roland	Netherlands	Speaker	EF	29-Aug	08.00-09.30
Thom	Maria	UK	Speaker	EF	29-Aug	08.00-09.30
Thomas	Pierre	France	Speaker	PS	26-Aug	14.30-16.00
Thomschewski	Aljoscha	Austria	Chair	PfS	27-Aug	12.00-13.30
Tiamkao	Somsak	Thailand	Speaker	PfS	27-Aug	12.00-13.30
Tommaso	Fedele	Switzerland	Speaker	PfS	28-Aug	12.00-13.30
Tomson	Torbjörn	Sweden	Speaker	SS	26-Aug	16.30-18.00
Tomson	Torbjörn	Sweden	Speaker	PS	27-Aug	14.40-16.10
Tomson	Torbjörn	Sweden	Chair	PfS	28-Aug	12.00-13.30
Tomson	Torbjörn	Sweden	Speaker	EF	28-Aug	16.30-18.00
Tomson	Torbjörn	Sweden	Chair	SpS	30-Aug	13.00-18.00
Trebuchon	Agnes	France	Speaker	PfS	28-Aug	12.00-13.30
Trimmel	Karin	UK	Speaker	PfS	27-Aug	12.00-13.30
Trinka	Eugen	Austria	Chair	SpS	27-Aug	08.30-09.30
Trinka	Eugen	Austria	Chair	MS	27-Aug	09.30-11.30
Trinka	Eugen	Austria	Chair	SS	27-Aug	16.30-18.00
Trinka	Eugen	Austria	Chair	SS	28-Aug	16.30-18.00
Trinka	Eugen	Austria	Chair	PS	29-Aug	14.15-16.15
Trinka	Eugen	Austria	Chair	SpS	30-Aug	09.30-13.30
Trinka	Eugen	Austria	Speaker	SpS	30-Aug	09.30-13.30
Trinka	Eugen	Austria	Speaker	SpS	30-Aug	09.30-13.30
Trinka	Eugen	Austria	Speaker	EF	30-Aug	11.30-13.00
Trinka	Eugen	Austria	Chair	MS	30-Aug	13.00-14.00
Trinka	Eugen	Austria	Chair	PS	28-Aug	14.40-16.10
Trinka	Eugen	Austria	Speaker	MS	29-Aug	09.30-11.30

MS=Main Session

PS=Parallel Session

EF=ECE Forum

TC=Teaching Course

TS=Teaching Session

PfS=Platform Session

SpS=Special Session

SS=Satellite Symposium

SURNAME	FIRST NAME	COUNTRY	ROLE	SESSION TYPE	DATE	TIME
Trivisano	Marina	Italy	Speaker	EF	30-Aug	08.00-09.30
Unterberger	Iris	Austria	Chair	EF	29-Aug	08.00-09.30
Unterberger	Iris	Austria	Speaker	EF	29-Aug	08.00-09.30
Unterberger	Iris	Austria	Chair	PS	29-Aug	14.40-16.10
Unterberger	Iris	Austria	Speaker	EF	30-Aug	09.30-11.00
Unterberger	Iris	Austria	Speaker	SpS	30-Aug	09.30-13.30
Usui	Naotaka	Japan	Speaker	EF	27-Aug	08.00-09.30
van Emde Boas	Walter	Netherlands	Chair	TC	28-Aug	09.30-11.30
van Emde Boas	Walter	Netherlands	Speaker	TC	28-Aug	09.30-11.30
van Emde Boas	Walter	Netherlands	Speaker	TC	28-Aug	09.30-11.30
van Emde Boas	Walter	Netherlands	Chair	PS	29-Aug	16.30-18.00
Van Mierlo	Pieter	Belgium	Speaker	PS	28-Aug	14.40-16.10
Van Mierlo	Pieter	Belgium	Speaker	SS	29-Aug	08.00-09.30
Van Mierlo	Pieter	Belgium	Chair	PS	29-Aug	14.40-16.10
van Ool	Jans S.	Netherlands	Speaker	PfS	29-Aug	12.00-13.30
van Vliet	Erwin	Netherlands	Speaker	PS	27-Aug	14.40-16.10
Vaudano	Anna	Italy	Speaker	PfS	27-Aug	12.00-13.30
Vezzani	Annamaria	Italy	Chair	PS	29-Aug	16.30-18.00
Vigevano	Federico	Italy	Chair	PfS	27-Aug	12.00-13.30
Vigevano	Federico	Italy	Chair	EF	30-Aug	08.00-09.30
Vigevano	Federico	Italy	Speaker	EF	30-Aug	08.00-09.30
Vigevano	Federico	Italy	Speaker	EF	30-Aug	09.30-11.00
Villanueva	Vicente	Spain	Speaker	SS	26-Aug	16.30-18.00
Villanueva	Vicente	Spain	Speaker	PfS	27-Aug	12.00-13.30
Villanueva	Vicente	Spain	Speaker	SS	29-Aug	16.30-18.00
Vlaskamp	Danique	Australia	Speaker	PfS	29-Aug	12.00-13.30
Vogt	Viola L.	Germany	Speaker	PfS	29-Aug	12.00-13.30
Vohora	Divya	India	Speaker	PfS	29-Aug	12.00-13.30
Vojtěch	Zdeněk	Czech Rep	Speaker	PS	26-Aug	14.30-16.00
von Oertzen	Tim	Austria	Speaker	PS	27-Aug	14.40-16.10

MS=Main Session

PS=Parallel Session

EF=ECE Forum

TC=Teaching Course

TS=Teaching Session

PfS=Platform Session

SpS=Special Session

SS=Satellite Symposium

scientific programme

SURNAME	FIRST NAME	COUNTRY	ROLE	SESSION TYPE	DATE	TIME
von Oertzen	Tim	Austria	Chair	PfS	29-Aug	12.00-13.30
von Oertzen	Tim	Austria	Chair	PS	29-Aug	14.40-16.10
Vonck	Kristl	Belgium	Chair	SS	26-Aug	16.30-18.00
Vonck	Kristl	Belgium	Speaker	SS	26-Aug	16.30-18.00
Vulliemoz	Serge	Switzerland	Speaker	PfS	28-Aug	12.00-13.30
Vulliémoz	Serge	Switzerland	Speaker	PS	29-Aug	14.40-16.10
Vulliémoz	Serge	Switzerland	Chair	PS	29-Aug	14.40-16.10
Walker	Matthew	UK	Chair	MS	28-Aug	09.30-11.30
Walker	Matthew	UK	Speaker	SS	28-Aug	16.30-18.00
Walker	Matthew	UK	Chair	TC	29-Aug	08.00-12.00
Walker	Matthew	UK	Speaker	TC	29-Aug	08.00-12.00
Walker	Matthew	UK	Speaker	PS	29-Aug	14.40-16.10
Walker	Matthew	UK	Speaker	MS	30-Aug	13.00-14.00
Weckhuysen	Sarah	Belgium	Speaker	PS	29-Aug	14.40-16.10
Weckhuysen	Sarah	Belgium	Speaker	PS	29-Aug	16.30-18.00
Wellmer	Jörg	Germany	Chair	TS	30-Aug	09.30-11.00
Wellmer	Jörg	Germany	Speaker	TS	30-Aug	09.30-11.00
Wellmer	Jörg	Germany	Speaker	TS	30-Aug	09.30-11.00
Wesenberg Kjær	Troels	Denmark	Chair	PS	26-Aug	14.30-16.00
Wesenberg Kjær	Troels	Denmark	Speaker	PS	26-Aug	14.30-16.00
Westhall	Erik	Sweden	Speaker	TS	30-Aug	08.00-09.30
Wiebe	Samuel	Canada	Chair	PS	28-Aug	14.40-16.10
Wiemer-Kruel	Adelheid	Germany	Speaker	PfS	27-Aug	12.00-13.30
Wilmshurst	Jo	South Africa	Speaker	PS	26-Aug	14.00-16.30
Winston	Gavin Paul	UK	Speaker	PfS	29-Aug	12.00-13.30
Wirrell	Elaine	USA	Chair	SS	28-Aug	16.30-18.00
Worrell	Gregory	USA	Chair	EF	27-Aug	08.00-09.30
Worrell	Gregory	USA	Speaker	EF	27-Aug	08.00-09.30
Wykes	Robert	UK	Speaker	PfS	27-Aug	12.00-13.30
Yavuz	Melis	Turkey	Speaker	PfS	28-Aug	12.00-13.30

MS=Main Session

PS=Parallel Session

EF=ECE Forum

TC=Teaching Course

TS=Teaching Session

PfS=Platform Session

SpS=Special Session

SS=Satellite Symposium

SURNAME	FIRST NAME	COUNTRY	ROLE	SESSION TYPE	DATE	TIME
Zelano	Johan	Sweden	Chair	EF	29-Aug	08.00-09.30
Zelano	Johan	Sweden	Speaker	EF	29-Aug	08.00-09.30
Zhang	Le	China	Speaker	PfS	29-Aug	12.00-13.30
Zimprich	Friedrich	Austria	Chair	TS	30-Aug	11.30-13.00
Zimprich	Friedrich	Austria	Speaker	TS	30-Aug	11.30-13.00
Zuberi	Sameer	UK	Speaker	EF	30-Aug	08.00-09.30
Zuberi	Sameer	UK	Speaker	SpS	30-Aug	16.00-18.00

MS=Main Session

PS=Parallel Session

EF=ECE Forum

TC=Teaching Course

TS=Teaching Session

PfS=Platform Session

SpS=Special Session

SS=Satellite Symposium



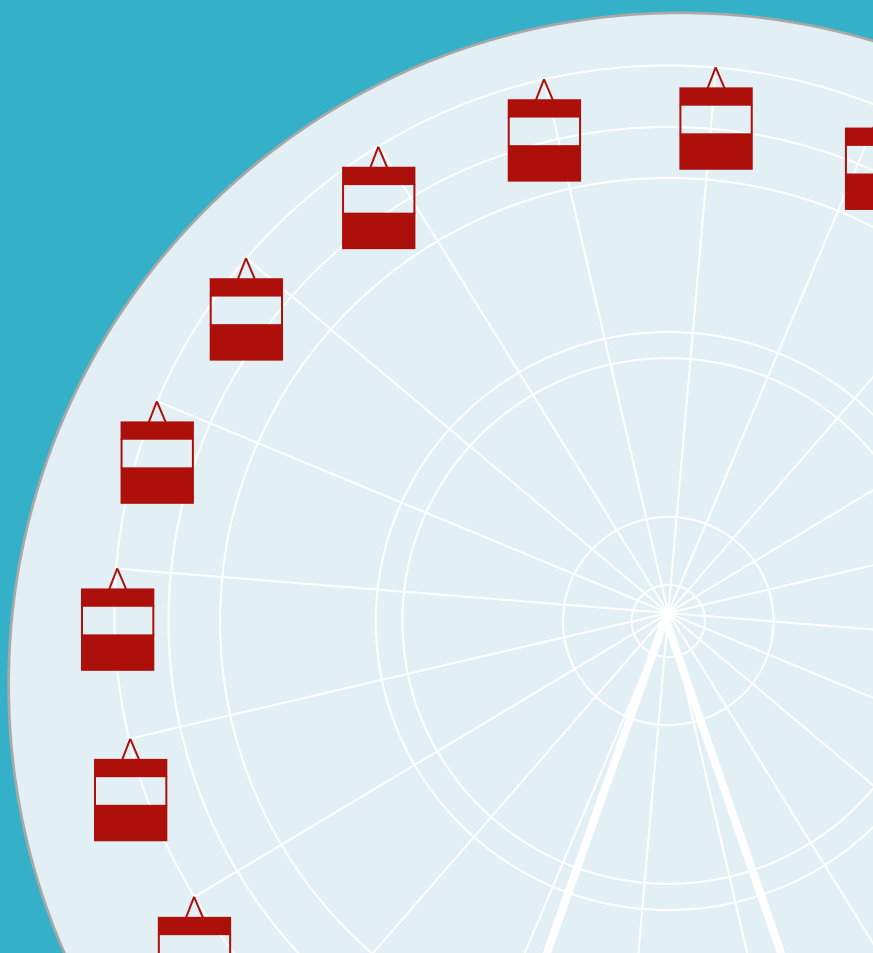
X Congreso Latinoamericano de Epilepsia

29 de Septiembre - 2 de Octubre 2018

San José, Costa Rica



posters



POSTER INFORMATION

Posters are exhibited in the Mall on Level o.

Posters will be rotated on a daily basis. Posters are on display on either Monday, Tuesday or Wednesday, 09:30-16:30.

Posters must be set up between 09.00 and 09.30 on the day of display. Materials are provided for affixing posters to the poster boards

Posters may be taken down between 16.30 and 17.00 and must be removed on the day of display. The congress does not take any responsibility for unclaimed posters after the designated removal time.

Best Poster Awards

A number of posters have been shortlisted by the ISOC for a Best Poster Award. Posters will be judged at during the congress and Best Poster Awards will be bestowed at the Congress Highlights Session. Authors of shortlisted posters have been informed and these posters are denoted by a rosette on the poster board.

Poster Evaluation

A team of reviewers will evaluate each poster on basic criteria, such as whether or not the author is present at the designated time, if the poster is clear and visible, etc.

Abstracts

Poster abstracts may be viewed in the interactive session planner on the 13th ECE website, www.epilepsyvienna2018.org, and in the congress app.

Full abstracts, including all authors and affiliations, will be published subject to editorial review in an Epilepsia online supplement post-congress.

MONDAY 27TH AUGUST

Alternative therapies

- p102** **Cumulative effect of transcranial direct current stimulation in patients with refractory epilepsy and its association with phase lag index-a preliminary study**
Lung-Chang Lin (Taiwan, Republic of China)
- p103** **A study of traditional health practitioners' perceptions and experiences in delivering seizure care in Namibia**
Chrisma Pretorius (South Africa)
- p104** **Accept or control? A qualitative pilot study of a mindfulness-based intervention in epilepsy**
Prisca R Bauer (France)
- p105** **A vagus nerve based method for the detection of seizures**
Cristian Sevcencu (Denmark)
- p106** **Dramatherapy in patients with epilepsy**
Aikaterini Terzoudi (Greece)
- p107** **Orthosiphon stamineus Leaf Extract Affects TNF- α and Seizures in a Zebrafish Model**
Brandon Choo Kar Meng (Malaysia)

Basic science 1

- p108** **Abnormal retinal thickness in epilepsy patients with hippocampal sclerosis**
Weixi Xiong (China)
- p109** **Correlation of blood-brain barrier markers with disease activity**
Elżbieta Bronisz (Poland)
- p110** **Computational biomarkers in early identification and prediction of intractable epilepsy**
Dimitris F Sakellariou (United Kingdom)
- p111** **Dynamics of microRNA expression during early onset epileptogenesis**
Petra Bencurova (Czech Republic)
- p112** **A computer model biomarker of focal and generalized epilepsies from resting state EEG**
Marinho Lopes (United Kingdom)

MONDAY 27TH AUGUST

- p113** **Heart rate variability in refractory epilepsy patients - is it related to SUDEP risk factors?**
Francisca Sá (Portugal)
- p114** **Metalloproteinase 2 and its inhibitors expression in serum after tonic-clonic seizures**
Agnieszka Cudna (Poland)
- p115** **Relative Entropy Between iEEG Signals as a Powerful Tool for Localization of Epileptogenic Tissue**
Petr Klimes (Czech Republic)

Basic science 2

- p116** **Induction of DREADD expression in the rat locus coeruleus and its effects on neuronal firing**
Latoya Stevens (Belgium)
- p117** **Biophysical mechanisms of internal and external regulations for absence seizures**
Daqing Guo (China)
- p118** **Computational study of the effects of extracellular potassium coupled to electrical activity in Spreading Depression and migraine auras**
Jean Faber (Brazil)
- p119** **Acute reduction of the Extracellular Trans-Synaptic Protein LGI1 increases network excitability**
Eleonora Lugarà (United Kingdom)
- p120** **An Animal Model for Interaction Between Epilepsy and Parkinson's Disease**
Tugba Karamahmutoglu (Turkey)
- p121** **Virus elimination and survival outcome is critically driven by microglial interference in a mouse model for viral encephalitis-induced seizures and epilepsy**
Inken Waltl (Germany)

Basic science 3

- p122** **Assessment of perampanel and amantadine effects on long-term memory and cognitive function, in turn epileptogenesis and neuronal cell survival in pilocarpine rat model of status epilepticus**
Farzad Moien Afshari (Canada)
- p123** **Acute effects of levetiracetam and phenytoin on the hyperexcitable CA1 observed in hippocampal slices from self-sustained status epilepticus mouse model**
Isabelle Niespodziany (Belgium)
- p124** **Cholesterol 24-hydroxylase inhibition during epileptogenesis delays epilepsy onset and blocks seizure progression in a murine model of temporal lobe epilepsy**
Alessia Salamone (Italy)
- p125** **Eslicarbazepine mono- and polytherapy in focal epilepsy**
Svetlana Nurmukhametova (Russia)
- p126** **Efficacy and safety of perampanel in early mono- and complementary therapy in patients with focal epilepsy**
Rim Magzhanov (Russia)

Clinical neurophysiology 1

- p127** **Designing and Constructing A New Patient Centered Epilepsy Monitoring Unit**
Susan Rahey (Canada)
- p128** **Holberg Score EEG used as an education tool in daily practice**
Guttorm Eldøen (Norway)
- p129** **24-hour video EEG in the evaluation of the first unprovoked seizure**
Gayane Melikyan (Qatar)
- p130** **The role of EEG in the diagnosis of anti-NMDAR receptor encephalitis**
Elena Nardi Cesarini (Italy)
- p131** **Multimodal nocturnal seizure detection in a residential care setting: a long-term prospective trial**
Pierre Cluitmans (Netherlands)

MONDAY 27TH AUGUST

- p132** **Fixation-Off Sensitivity and interictal posterior abnormalities in an adult with temporal-mesial epilepsy with hippocampal sclerosis: an example of clinical and neurophysiological dissociation.**
Lorenzo Ricci (Italy)
- p133** **Zero-crossing patterns as a new scalp EEG biomarker in focal epilepsy**
Jan Pyrzowski (France)

Clinical neurophysiology 2

- p134** **Intraoperative EEG and EKOG in children with symptomatic epilepsy: it's relation to age, duration of epilepsy and surgical treatment**
Antonina Kozlova (Russia)
- p135** **Bitemporal seizure spread and its effect on autonomic dysfunction**
Thomas Page (United Kingdom)
- p136** **Autonomic Dysfunction during Interictal Period: An Electrophysiological Study**
Arife Çimen Atalar (Turkey)
- p137** **Automatic detection of High Frequency oscillations (HFOs) to locate epileptogenic zone**
Xiaofeng Yang (China)
- p138** **The diagnostic significance of long-term EEG recording for the diagnosis/follow-up of ESES/CSWS**
Daniella Terney (Denmark)
- p139** **Special aspects of sexuality in patients with epilepsy**
Liudmila Lipatova (Russia)
- p140** **The role of subcortical structures in epileptic seizures: evidence from SEEG recordings**
Francesca Pizzo (France)
- p141** **Sympathetic skin responses elicited by photic stimulation during conventional electroencephalography recordings in patients with epilepsy**
Masako Kinoshita (Japan)

Clinical pharmacology 1

- p142** **The Prescribable Drugs with Efficacy in Experimental Epilepsies (PDE₃) Database for Drug Repurposing Research in Epilepsy**
Shayeeshan Sivapalarajah (United Kingdom)
- p143** **Efficacy and tolerability of adjunctive treatment with Lacosamide: Post-marketing experience from the Gulf area**
Maher Arabi (Kuwait)
- p144** **Initiation dose of sodium valproate in epilepsy: proof of concept study of the impact of starting dose and titration on seizure control and side effect profile**
Anne Hui Yi Goei (Singapore)
- p145** **The effect of sodium valproate in improving developmental delay in seizure free children with abnormal electroencephalograph**
Farhad Mahvelati Shamsabadi (Iran)
- p146** **Risk factors for Non-adherence to anti-epileptic drugs: A pharmacoepidemiological study**
Farhad Salari (Iran)
- p147** **Comparative effectiveness of add-on therapy with newer-generation antiepileptic drugs in Bulgarian patients with refractory epilepsy**
Ekaterina Viteva (Bulgaria)
- p148** **Effect of Rufinamide to patients with intractable epilepsy besides Lennox-Gastaut syndrome**
Naoko Ishihara (Japan)
- p149** **Maintenance of long-term safety and efficacy of cannabidiol treatment in Dravet syndrome: results of the open-label extension trial (GWPCARE₅)**
R Nabbout (France)
- p150** **Therapeutic drug monitoring of new generation antiepileptic drugs in patients with epilepsy**
Irene Aícua-Rapún (Switzerland)
- p151** **Liverpool Adverse Events Profile scale predicts dropout from antiepileptic treatment in people with epilepsy: a preliminary study**
Michele Romoli (Italy)

MONDAY 27TH AUGUST

Clinical pharmacology 2

- p152** **Bidirectional drug-drug interactions with coadministration of cannabidiol and stiripentol or valproate in a Phase 1 healthy volunteer trial**
Graham Blakey (United Kingdom)
- p153** **Effect of common concomitant antiepileptic drugs during adjunctive treatment with perampanel: post hoc analysis from the open-label extension of a Phase III study in patients with idiopathic generalised epilepsy**
Terence J O'Brien (Australia)
- p154** **Clinical factors associated with a major response ($\geq 75\%$ reduction in seizure frequency/28 days) in phase III trials of adjunctive perampanel in patients with partial seizures: post hoc multivariate analysis**
Elinor Ben-Menachem (Sweden)
- p155** **Retrospective, Phase IV study of perampanel in real-world clinical care of patients with epilepsy: an interim analysis**
James Wheless (USA)
- p156** **The relationship between serum Levetiracetam levels and seizure frequency and adverse reactions in patients with epilepsy**
Medine Gulcebi I. (Turkey)
- p157** **Assessment of the long-term efficacy and safety of adjunctive perampanel in adolescent patients: post hoc analysis of open-label extension (OLEx) studies**
Vicente Villanueva (USA)
- p158** **RETENTION RATE AND OUTCOME-RELATED FACTORS OF PERAMPANEL: A REAL-LIFE POPULATION STUDY**
Sara Matricardi (Italy)
- p159** **Population pharmacokinetic modelling and simulation to support dose recommendations for lacosamide in children**
Paul Martin (Belgium)
- p160** **Evaluation of the sex hormone levels in relation to epileptic syndrome and antiepileptic treatment**
Theodora Afrantou (Greece)

MONDAY 27TH AUGUST

- p161** **A multicentre, open-label, Phase IV study of perampanel as monotherapy or first adjunctive therapy in patients ≥ 12 years of age with partial seizures or primary generalised tonic-clonic seizures: Study 410**
Pavel Klein (USA)
- p162** **Perampanel and secondarily generalised seizures in a pooled analysis of Phase III studies and their open-label extension: effect of enzyme-inducing antiepileptic drugs**
Betsy Williams (USA)

Clinical semiology 1

- p163** **The predictors of drug-resistance in patients with MRI-negative focal epilepsies of unknown cause**
Arife Çimen Atalar (Turkey)
- p164** **Lateralizing value of clinical semiology of Generalized Tonic Clonic seizures in Temporal Lobe Epilepsy patients admitted to the EMU and risk of hospital readmission**
Abuhuziefa abubak (USA)
- p165** **Performance of a wrist-worn multimodal seizure detection system for more than a year in real-life settings**
Giulia Regalia (Italy)
- p166** **Right parietal region as the symptomatogenic zone for the Ictal hiccup**
Sanaz Ahmadi Karvigh (Iran)
- p167** **Adult onset epilepsy as the presenting symptom of Fetal Alcohol Spectrum Disorder: a case report**
Ingrid Daey Ouwens (Netherlands)
- p168** **The Chemosensory Function and The Olfactory Bulb Volume in Temporal Lobe Epilepsy**
Bengi Gül Türk (Turkey)
- p169** **Video Monitoring Of Four Patients With Gelastic Seizures And Revision Of Their Etiologies**
Ibrahim Bora (Turkey)

MONDAY 27TH AUGUST

- p170** **High prevalence of right-to-left shunt in epileptic patients with migraine**
Lei Chen (China)
- p171** **Steroid-responsive seronegative encephalitis mimicking Creutzfeldt-Jakob disease: a case report**
Angela Verzina (Italy)

Epidemiology 1

- p172** **Characterizing drug-resistance in adults with new-onset epilepsy**
Alyssa Denton (Canada)
- p173** **Italian Wikipedia and Epilepsy: an infodemiological study of online information-seeking behavior**
Francesco Brigo (Italy)
- p174** **European Study on Burden and Care of Epilepsy - Austria: Preliminary Results**
Lucas Johannes Rainer (Austria)
- p175** **Etiology, semiology and outcome of epileptic seizures in the Emergency Department**
Marta Olive Gadea (Spain)
- p176** **Ictal hypoxemia: a systematic review and meta-analysis**
Elisa Bruno (United Kingdom)
- p177** **Clinical findings of febrile seizure including febrile seizure after 5 years of age**
Mitsuru Kashiwagi (Japan)
- p178** **Incidence and risk factors of post-stroke epilepsy in long-term survivors after primary intracerebral haemorrhage**
Anna-Maija Lahti (Finland)
- p179** **Differences in clinical characteristics of epilepsy according to epidemiological study in two regions of Ukraine**
Andriy Dubenko (Ukraine)

Epilepsy and women 1

- p180** **Pregnancy outcome in women with epilepsy**
Shahla Melikova (Azerbaijan)
- p181** **The Peculiarities of Juvenile Myoclonic Epilepsy Progression in Women of Childbearing Age**
Diana Anisimova (Russia)
- p182** **Comparative characteristic of glial fibrillary acidic protein in women with genuine and idiopathic epilepsy**
Nilufar Rashidova (Uzbekistan)
- p183** **Functional state of reproductive system of women with epilepsy treated with antiepileptic drugs**
Nilufar Rashidova (Uzbekistan)
- p184** **Antiepileptic drug polytherapy in pregnant women with epilepsy**
Piero Perucca (Australia)
- p185** **Prenatal Valproate Exposure and Risk of Attention Deficit Hyperactivity Disorder**
Yuelian Sun (Denmark)

Epilepsy in childhood 1

- p186** **The quality of life of children with epilepsy and their parents**
Valentina Guzeva (Russia)
- p187** **Symptomatic epilepsy in children with polymicrogyria**
Valentina Guzeva (Russia)
- p188** **The clinical characteristics and risk factors of post-traumatic seizure in preschool-aged children**
Taewoo Shin (Korea, Republic of)
- p189** **Efficacy of Vitamin D supplementation in children with epilepsy treated with Valproate**
Anna Gniatkowska-Nowakowska (Poland)
- p190** **Ketogenic diet in the treatment of epilepsy in children under the age of 2 years**
Helen Cross (United Kingdom)

MONDAY 27TH AUGUST

- p191** **Epileptic syndromes in childhood, associated with secondary generalized tonic-clonic seizures**
Sergey Burd (Russia)
- p192** **Duchenne and Becker muscular dystrophy and epilepsy**
Tatjana Redzek Mudrinic (Serbia)
- p193** **Core Health Outcomes in Childhood Epilepsy (CHOICE) - Development of a core outcome set**
Holly Crudgington (United Kingdom)
- p194** **Efficacy of perampanel on progressive myoclonic epilepsy in patients with Gaucher's disease**
HYUN JIN KIM (Korea, Democratic People`s Republic of)

Epilepsy in childhood 2

- p195** **Levetiracetam monotherapy for the treatment of infants with epilepsy**
Nihal Olgac Dunder (Turkey)
- p196** **Levetiracetam versus Valproic Acid for continuous prophylaxis in febrile seizures**
Pinar Gencpinar (Turkey)
- p197** **Usefulness of Lignocaine in pediatric cluster seizures – a report of 3 patients**
Jolanta Strzelecka (Poland)
- p198** **Clinical characteristics of children with epilepsy managed at an urban hospital in Africa**
Pauline Samia (Kenya)
- P774** **Working Memory Impairment in a Boy with Reading Epilepsy and Seizures Induced by Video Games and 3D Television: 7-Year Follow-up**
Felicitas Kluger (Germany)
- p199** **Evaluation of EEG diagnostics in febrile seizures**
Alja Kavcic (Slovenia)
- p200** **Alexander disease, an important cause of epilepsy and macrocephaly: A case report**
Mehmet Canpolat (Turkey)

MONDAY 27TH AUGUST

- p201** **Juvenile Type Neuronal Ceroid-Lipofuscinosis: A Case Report**
Mehmet Canpolat (Turkey)
- p202** **Mental reterdation, autosomal dominant type 7: A rare cause of febrile convulsion and microcephaly associated with DYRK1A gene mutation**
Mehmet Canpolat (Turkey)
- p203** **Mental reterdation, autosomal dominant type 31: A rare cause of epilepsy and hypotonia associated with PURA gene mutation**
Mehmet Canpolat (Turkey)
- p204** **EFFECTS COGNITIVE REHABILITATION WITH INTERACTIVE METRONOME TRAINING ON SPEECH DISORDERS AND EPILEPSY PATIENTS**
Tatiana Tomenko (Russia)
- p205** **Perinatal stroke as a risk factor for epilepsy in children**
Cornela Calcii (Moldova)
- p206** **Immunological markers in childhood epilepsies**
Cornelia Calcii (Moldova)

Epilepsy surgery 1

- p207** **Anti-NMDA receptor encephalitis triggered by epilepsy surgery**
Judith Wagner (Austria)
- p208** **Fast ripples visual analysis of extraoperative electrocorticography in long-standing pharmacoresistant epilepsy**
Nastasia Arkhipova (Russia)
- p209** **Surgical treatment of drug-resistant epilepsies in Russian Federation**
Igor Trifonov (Russia)
- p210** **Vagus nerve stimulation for drug-resistant epilepsy: experience of St Peterburg epilepsy centres**
Stanislav Malyshev (Russia)
- p211** **Coexistent extratemporal lesions on MR imaging in patients with temporal lobe epilepsy and hippocampus sclerosis: its impact on seizure outcome after epilepsy surgery**
Gülsah Aydın (Germany)

MONDAY 27TH AUGUST

- p212** **Resective temporal lobe surgery for refractory temporal lobe epilepsy: negative MRI and absence of hippocampus sclerosis may predict an unfavorable postoperative seizure outcome**
Valeri Borger (Germany)
- p213** **Epilepsy surgery evaluations – who will not be operated and why?**
Cecilia Gustafsson (Sweden)

Epilepsy surgery 2

- p214** **Scalp EEG biomarkers in epilepsy patients with focal cortical dysplasia**
Nino Epitashvili (Germany)
- p215** **Predictors for surgical treatment outcome in long-term follow-up period in children with temporal lobe epilepsy**
Konstantin Abramov (Russia)
- p216** **Reoperation after failure of epilepsy surgery in children**
Magomed Mamatkhanov (Russia)
- p217** **Computer assisted platform for Intracranial EEG seizure biomarkers and patterns study**
Vadym Gnatkovsky (Italy)
- p218** **Outcome after corpus callosotomy in children with intractable epilepsy**
Konstantin Lebedev (Russia)
- p219** **Predictors for surgical treatment outcome during the first year follow-up period in children with temporal lobe epilepsy**
Konstantin Abramov (Russia)
- p220** **The outcome of the surgical treatment of 130 patients with pharmaco-resistant focal epilepsy followed-up for 1 to 10 years in the Serbian surgical program**
Dragoslav Sokic (Serbia)
- p221** **Real-time detection of clinically validated HFO with a standard EEG viewer**
Tommaso Fedele (Switzerland)

Epileptic encephalopathies 1

- p222** **Anti-NMDA receptor encephalitis : Initially presenting as Gerstmann syndrome**
Jinseok Park (Korea, Republic of)
- p223** **Focal vasogenic edema in the brainstem secondary to phenytoin toxicity**
Gayane Melikyan (Qatar)
- p224** **Development of the University of Washington Caregiver Benefit Scale for caregivers of children with epileptic encephalopathy**
Dagmar Amtmann (USA)
- p225** **Epilepsy in Biotinidase deficiency is distinct from Early Myoclonic Encephalopathy**
Ulviyya Guliyeva (Azerbaijan)
- p227** **Long-term use of stiripentol (Diacomit®) from childhood to adulthood in patients with Dravet syndrome**
Catherine Chiron (France)
- p228** **PIGT-CDG, a disorder of glycosylphosphatidylinositol anchors: description of six novel patients and expansion of clinical characteristics**
Allan Bayat (Denmark)
- p229** **Multiscale entropy analysis of electroencephalography in infantile spasms**
Yen-Ju Chu (Taiwan, Republic of China)
- p230** **Early epileptic encephalopathies with “suppression burst”**
Prisca-Rolande Bassolé (Senegal)
- p231** **Efficacy and safety of intravenous methylprednisolone pulse therapy in epileptic encephalopathy with electrical status epilepticus during sleep**
Nebojsa Jovic (Serbia)

MONDAY 27TH AUGUST**Epileptic encephalopathies 2**

- p232** **Hormonal treatment of syndromes with continuous spikes and waves during sleep with methylprednisolone**
Olga Shidlovskaia (Russia)
- p233** **Resolution of hypsarrhythmia on EEG as an indicator of hormonal and nonhormonal therapy effectiveness in children with West syndrome**
Rimma Gamirova (Russia)
- p234** **Demographic, Clinical and Treatment Outcome in 26 Patients with Rasmussen's Encephalitis**
Suad Alyamani (Saudi Arabia)
- p235** **Limbic encephalitis manifested as non-convulsive status epilepticus**
Irina Ponomareva (Russia)
- p236** **Dravet syndrome – parents coping with adversity**
Ine Cockerell (Norway)
- p237** **Unusual Cause of Cavitating Leukoencephalopathy: Newly Described Pattern for Ethylmalonic Encephalopathy**
Dilek Cavusoglu (Turkey)
- p238** **CDKL5 ENCEPHALOPATHY IN MALES: FOLLOW UP IN THREE PATIENTS, NEW INSIGHT IN PHENOTYPICAL SPECTRUM AND OVERVIEW OF LITERATURE**
Costanza Varesio (Italy)
- p239** **Seizure control with add-on eslicarbazepine in two patients with Dravet syndrome**
Vanessa Oliveira (Portugal)
- p240** **Spectrum of autoantibodies and symptoms in epilepsy patients with suspected limbic encephalitis**
Julia C. Kuehn (Germany)

Genetics 1

- p241 Clinical spectrum and genotype-phenotype correlations of neurological manifestations associated with PRRT2 mutations**
Ganna Balagura (Italy)
- p242 TWO CASES OF LAFORA DISEASE DIAGNOSED BY GENETICAL TESTS**
Aylin Bican Demir (Turkey)
- p243 Novel CHD2 and KIAA2022 mutations associated with eyelid myoclonia with absences**
S Krithika (United Kingdom)
- p244 WES in sporadic Rolandic epilepsy reveals novel candidate genes**
Gaetan Lesca (France)
- p245 SCN8A variants confer susceptibility to Anoxic-Epileptic Seizures**
CHRISTIAN KORFF (Switzerland)
- p246 The value of genotype-phenotype correlation in research-based exome sequencing of epilepsy patients**
Anne Roctus (USA)
- p247 The impact of precision medicine in genetic epilepsies: where we are?**
Simona Balestrini (United Kingdom)
- p248 The clinical utility of the Human Gene Mutation Database and ClinVar in non-acquired focal epilepsies**
Martin Krenn (Austria)
- p249 Paroxysmal Tonic Upward Gaze (PTU) in siblings: The (CACNA1A) connection**
Omobolanle Kazeem (United Kingdom)
- p250 Epilepsia partialis continua and paroxysmal torticollis caused by SCN4A mutation: a new phenotype?**
Bi Chun Duan (Taiwan, Republic of China)

MONDAY 27TH AUGUST

Late-breaking Abstracts 1

- p251** **Perampanel in the treatment of status epilepticus: a systematic review of the literature**
Francesco Brigo (Italy)
- p252** **The association between antiepileptic drugs-induced mild cutaneous adverse reaction and HLA gene polymorphism in a northern Han Chinese population**
Yingying Cheng (China)
- p253** **Neoplastic process verification of unclear cortical substrates in children with epilepsy**
Khava Gazdieva (Russia)
- p254** **What can we gain from low-density EEG? Localization of interictal epileptogenic zone combining electric source imaging and directed functional connectivity in patients with focal epilepsy**
Markus Gschwind (Switzerland)

Late-breaking Abstracts 2

- p255** **The predictors of prognosis in 168 children with neonatal seizures: a tertiary center experience**
Ruzica Kravljanac (Serbia)
- p256** **Sleep related hypermotor epilepsy (SHE) - diagnostic hallmarks**
Natela Okujava (Georgia)
- p257** **Sternberg's canal encephalocele are rare cause of temporal lobe epilepsy – our experience**
Petra Nimac Kozina (Croatia)
- p258** **Outcome of patients with psychogenic nonepileptic seizures with limited resources**
Ali Asadi-Pooya (Iran)
- p259** **Thalamic stimulation for drug-resistant epilepsy: a 7-year, single-center experience**
Elisabeth Hartl (Germany)
- p260** **Tryptophan and kynurenine pathway metabolites in the blood of children treated with ketogenic diet for refractory epilepsy**
Iwona Zarnowska (Poland)

MONDAY 27TH AUGUST

- p261** **Behind the Seizure™: a no-cost epilepsy panel for pediatric seizure onset between 2 and 4 years**
Swaroop Aradhya (USA)
- p262** **Association of rhythmic electroencephalographic patterns with paroxysmal psychiatric events in cryptogenic new-onset refractory status epilepticus**
Hiroya Ohara (Japan)

Neonatal seizures/syndromes

- p263** **Role of steroids in hyperexcitatory electroencephalographic effects of sevoflurane in neonatal rats**
Jiaqiang Zhang (China)
- p264** **Epilepsy in Menkes Disease and response at copper histidine treatment (a case report)**
Alexandra Chitu (Romania)

Neuroimaging 1

- p265** **Calculation of an image-derived input function for absolute quantification of clinical [¹⁸F]FDG PET/MRI studies of the brain**
Lalith Kumar Shiyam Sundar (Austria)
- p266** **Meta-analysis of the concordance between Wada Test and functional Magnetic Resonance for the language lateralization in patients with pharmaco-resistant epilepsy**
Andreu Massot-Tarrús (Spain)
- p267** **Distinct patterns of white matter changes after successful surgery of mesial temporal lobe epilepsy**
Wei Li (China)
- p268** **Paraneoplastic Cerebellar Degeneration Associated with Cerebellar hypermetabolism**
Ammar Taha Abdullah Abdulaziz (China)
- p269** **White matter structural abnormalities are associated with language impairment in epilepsy patients: a MR-DTI and fMRI study**
Ilaria Lagorio (Italy)

MONDAY 27TH AUGUST

- p270 Pathology-Dependent Changes of the Functional Language Connectome in Temporal Lobe Epilepsy**
Victor Schmidbauer (Austria)
- p271 Alterations of intracerebral connectivity in epilepsy patients with secondary bilateral synchrony**
Thilo Hammen (Germany)
- p272 Multimodal evaluation in subacute encephalopathy with seizure in alcoholics (SESA) syndrome**
Hideaki Ishibashi (Japan)
- p273 Frontal lobe playing a key role in triggering spike and wave discharges**
Mark Richardson (United Kingdom)
- p274 Altered functional connectivity of default mode network in patients with epilepsy**
Cheng Luo (China)

Neuroimaging 2

- p275 Altered large-scale resting-state functional networks in idiopathic generalised epilepsy**
Ya-Chin Chen (United Kingdom)
- p276 Longitudinal MRI reveals decreased cortical thinning in Rolandic epilepsy in seizure remission**
Stuart D. W. Smith (United Kingdom)
- p277 Quantitative MRI of the brain in patients with neurocysticercosis and epilepsy**
Guleed Adan (United Kingdom)
- p278 Cortical and subcortical morphological aspects in myoclonic epilepsy**
Stanislav Groppa (Moldova)
- p279 The Impact of SPECT Perfusion Studies and FDG-PET on Epilepsy Surgery Candidacy**
JOSEPH SAMUEL PEEDICAIL (Canada)
- p280 A study of MRI findings at the acute state of epileptic seizures**
Keiichiro Takase (Japan)

MONDAY 27TH AUGUST

- p281** **Clinical Quantification of Glucose Metabolic Rate in Nonlesional Extratemporal Lobe Epilepsy**
Ekaterina Patarai (Austria)
- p282** **Frequency-Specific Alterations in the Amplitude and Synchronization of Resting-State Spontaneous Low-Frequency Oscillations in Benign Childhood Epilepsy with Centrotemporal Spikes**
Ge Tan (China)
- p283** **Cortical thinning in epilepsy patients with postictal generalized EEG suppression**
Yingying Tang (China)
- p284** **Altered spontaneous brain activity in PFO-positive generalized epilepsy patients: a resting-state fMRI study**
Lei Chen (China)
- p285** **EEG network variation-informed fMRI study in juvenile myoclonic epilepsy**
Cheng Luo (China)

Neuropsychology of epilepsy 1

- p286** **Development of anxiety and depressive symptoms in newly diagnosed persons with epilepsy: A one-year longitudinal study**
Sang-Ahm Lee (Korea, Republic of)
- p287** **Correlation of clinical manifestations in patients with autism spectrum disorder, with epileptiform activity on the electroencephalogram**
Olga Diganchina (Kazakhstan)
- p288** **Limited working memory capacity as a predictor of enrolment in special education of children with epilepsy**
Loretta van Iterson (Netherlands)
- p289** **Memory performance following surgery in pediatric patients with temporal lobe epilepsy: A systematic review and meta-analysis**
Naomi Kahana-Levy (Israel)
- p290** **Evaluation of executive dysfunction and personality traits in JME patients with the help of clinical scales**
Kadriye Agan (Turkey)

MONDAY 27TH AUGUST

- p291** **Executive functions assessment in adult patients with idiopathic epilepsy**
Hanan Aly (Egypt)
- p292** **Analysis of individual strategies for psychological control of seizures in patients with temporal lobe epilepsy**
Dmitry Zhuravlev (Russia)
- p293** **Resting-state EEG alpha power and Verbal IQ in Temporal Lobe Epilepsy patients – a retrospective cohort study**
Pedro Viana (United Kingdom)
- p294** **Neuropsychological assessment as the basis of arts therapy for adult-onset intractable postencephalitic epilepsy**
Hiromi Kanesaki (Japan)
- p295** **Short-term and longer-term effects of brivaracetam on cognition and behavior in a naturalistic clinical setting**
Christoph Helmstaedter (Germany)

Organisation of care 1

- p296** **People with epilepsy and their relatives want more information about risks of injuries and premature death**
Oliver Henning (Norway)
- p297** **How to improve epilepsy care in Norway – the patients' perspective**
Therese Ravatn (Norway)
- p298** **Improving the experiences of epilepsy patients in the Emergency Department through process evaluation**
Leanne Male (United Kingdom)
- p299** **Quality of epilepsy care in multiple sclerosis at Sahlgrenska university hospital**
Ioanna Dagiasi (Sweden)
- p300** **Seizure First Aid Training for people with epilepsy who attend emergency departments and their family and friends: results from a pilot randomised controlled trial**
Darlene Snape (United Kingdom)
- p301** **Evaluating a personal information pack for patients with epilepsy**
John Jacob (United Kingdom)

MONDAY 27TH AUGUST

Social issues 1

- p302** **Quality of life in adults with refractory epilepsy living under martial law**
Thanyalak Amornpojnimman (Thailand)
- p303** **EPICTO: addressing the need for a pictorial guide for marginalised adults with epilepsy**
Janet Mifsud (Malta)
- p304** **How to increase the epilepsy awareness and knowledge among the public?**
Ellen Kjendbakke (Norway)
- p305** **Epilepsy Knowledge, Attitude, Stigma, Anxiety and Depression and Quality of Life: A Structural Equation Modelling**
Bebek Nerses (Turkey)
- p306** **Quality of life and correlated factors in adults with refractory epilepsy in Thailand: a prospective multicenter study**
Nunthamon Wonghirundecha (Thailand)
- p307** **Risk of a traffic accident in people with epilepsy: from the data of questionnaire survey in Japan**
Takuji Nishida (Japan)
- p308** **Linguistic validation of the Filipino translation of the Quality of Life in Epilepsy Inventory 31 (QOLIE - 31)**
Christian Emmanuel Lim (Philippines)
- p309** **Knowledge, awareness, and management of epilepsy among university teachers**
Shin-Ichi Yoshioka (Japan)
- p310** **Parents attitudes towards febrile seizures in Croatia**
Masa Malenica (Croatia)
- p311** **Anxiety, depression, life quality, psychosocial and economic problems faced by caregivers of persons with epilepsy in rural western India**
Soaham Desai (India)
- p312** **Social Challenges in Juvenile Myoclonic Epilepsy**
Marte Syvertsen (Norway)

MONDAY 27TH AUGUST**Status epilepticus 1**

- p314** **Long-term undiagnosed NCSE identified by EEG activating procedures**
Go Taniguchi (Japan)
- p315** **Fyn kinase as novel therapeutic target for epilepsy**
Karine Leclercq (Belgium)
- p316** **NON-CONVULSIVE STATUS EPILEPTICUS IN SEVERE ALCOHOLIC COMA**
Ekaterina Povalyukhina (Russia)
- p317** **Tako-Tsubo Cardiomyopathy induced by Status Epilepticus**
Giada Giovannini (Italy)
- p775** **Factors leading to status epilepticus in pediatric patient of KAUH, Kingdom of Saudi Arabia**
Reem Alyoubi (Saudi Arabia)
- p318** **Long term follow-up of recurrent Status Epilepticus and Stroke-Like Episodes in a MELAS family**
Lidia Di Vito (Italy)
- p319** **Lacosamide in the treatment of Established Status Epilepticus: acute phase and follow-up data from Modena adult Status Epilepticus population**
Niccolò Orlandi (Italy)
- p320** **Treatment's choices in status epilepticus: which factors have the greater impact in physician's decisions?**
Elena Greco (Italy)

Basic science 4

- p321** **Utilization of high frequency oscillations and brain connectivity in support vector machine model for localization of epileptogenic tissue in drug resistant focal epilepsy**
Jan Cimbalnik (Czech Republic)
- p322** **Temporal dynamics of HMGB1, MMP-9, S100 and other serum markers after generalized tonic clonic seizures**
Robert Daniel Nass (Germany)
- p323** **Underlying Rhythmicity of Interictal-like Events and Periodic Ictal Spiking in Human Hippocampus Tissues**
Jean Faber (Brazil)
- p324** **Electrophysiological characterization of the seizures patterns from the connectivity point of view**
Jean Faber (Brazil)
- p325** **Transcriptional downregulation of autophagy in temporal lobe epilepsy due to hippocampal sclerosis**
Aleksandar J. Ristic (Serbia)
- p326** **Dual-center, dual-platform microRNA profiling identifies plasma biomarkers of adult temporal lobe epilepsy**
David Henshall (Ireland)
- p327** **Epileptic seizure associated immune alterations**
Johanna Tennigkeit (Germany)
- p328** **Genome-wide microRNA profiling of plasma from three different animal models identifies biomarkers of temporal lobe epilepsy**
Gary Brennan (Ireland)

Basic science 5

- p329** **Polyamine modulation of anticonvulsant drug response: A potential mechanism contributing to pharmacoresistance in chronic epilepsy**
Niklas Michael Beckonert (Germany)
- p330** **Eslicarbazepine efficacy on sodium channel slow inactivation in epileptic dentate gyrus granule cells and cortical pyramidal neurons**
Dominik Holtkamp (Germany)

TUESDAY 28TH AUGUST

- p331** **Seizure detection algorithm for annotation of spontaneous epileptic seizures in an experimental model of post-traumatic epilepsy**
Pedro Andrade (Finland)
- p332** **Does a lesion of nigrostriatal pathway affect spike-and-wave discharges of genetic absence epilepsy rats?**
Filiz Onat (Turkey)
- p333** **The potential effect of anticonvulsant drugs on neuropeptides in pentylenetetrazol kindling model of epilepsy**
Hasan Tekgul (Turkey)
- p334** **Effect of A1 adenosine receptor agonist CCPA in hippocampal excitability during brain development in rats**
Petr Fabera (Czech Republic)
- p335** **Astrocytic and microglial polarization after status epilepticus in mice**
Jakub Otáhal (Czech Republic)
- p336** **The role of kainate receptors in epileptic discharges during entorhinal cortex development, an ex vivo study.**
Katalin Szádeczky-Kardoss (Hungary)

Basic science 6

- p338** **Effect of single oral administration of the T-type calcium channel blocker ACT-709478 alone or in combination with levetiracetam or valproic acid on seizure activity in audiogenic seizure-sensitive juvenile DBA/2J mice, a model of generalized tonic-clonic**
Melanie Kessler (Switzerland)
- p339** **Effect of oral administration of the T-type calcium channel blocker ACT-709478 on generalized non-convulsive seizures in the WAG/Rij rat model of absence epilepsy**
Catherine Roch (Switzerland)
- p340** **Influence of Brivaracetam on cognitive function in patients with focal epilepsy**
Anna Lebedeva (Russia)
- p341** **Switching of patients with focal epilepsy from carbamazepine to eslikarbazepine acetate in connection with side effects of carbamazepine**
Sergey Burd (Russia)

TUESDAY 28TH AUGUST

- p342** **Tocilizumab prevents the epileptogenesis and psychiatric comorbidity in WAG/Rij rats, a genetic model of absence epilepsy, epileptogenesis and mild-depression comorbidity**
Rita Citraro (Italy)
- p343** **Histone deacetylase inhibitors show antiepileptogenic and antidepressant effects in the WAG/Rij rat model of absence epilepsy**
Giovambattista De Sarro (Italy)
- p344** **Cognitive impairment in the WAG/Rij rat absence model is secondary to absence seizures and depressive-like behavior**
Antonio Leo (Italy)
- p345** **KEAP1 inhibition is neuroprotective and suppresses the development of epilepsy**
Tawfeeq Shekh-Ahmad (United Kingdom)
- p346** **An audit of Brivaracetam in patients with drug-resistant epilepsy and psychiatric comorbidities**
Evangelia Theochari (United Kingdom)
- p347** **Sparteine has an anticonvulsant effect in the status epilepticus induced by pentylentetrazole, associated with neuronal preservation and reactivity of astrocytes**
Fridha Viridiana Villalpando Vargas (Mexico)

Clinical neurophysiology 3

- p348** **Neurophysiologic Aspects of Diagnosis and Surgical Treatment in Drug-resistant Temporal Lobe Epilepsy Basing on Epileptogenesis Conception**
Svetlana Kravtsova (Russia)
- p349** **Focal cortical dysplasia: impact of age of the onset of the disease and epilepsy duration on EEG patterns of epileptogenic zone**
Marina Korsakova (Russia)
- p350** **Diagnostic utility of home ambulatory Video-EEG in a secondary care centre: a retrospective evaluation**
Khazina Waraich (United Kingdom)

TUESDAY 28TH AUGUST

- p351** **The Role of the Mesial Temporal Lobe Structures in Sensorimotor Gating in Humans: A Prepulse Inhibition Study in Temporal Lobe Epilepsy**
Bengi Gül Türk (Turkey)
- p352** **Poor seizure control in common epilepsies associates with slower and frontally-shifted alpha rhythm**
Eugenio Abela (United Kingdom)
- p353** **Clinical significance of the long-loop reflex and giant evoked potentials in benign adult familial myoclonic epilepsy**
Masako Kinoshita (Japan)
- p354** **Ear-Electroencephalography for detection of generalized tonic-clonic seizures**
Ivan Zibrandtsen (Denmark)
- p355** **Spike Persistence and Normalization in Benign Epilepsy with Centrotemporal Spikes: Implications for Management**
Youngkue Shim (Korea, Republic of)

Clinical neurophysiology 4

- p356** **Automatic procedure for the localization of the epileptogenic zone based on graph analysis of interictal StereoEEG**
Duran Dunja (Italy)
- p357** **Decision support system for identifying the epileptogenic zone during preresection electrocorticography in temporal lobe epilepsy**
Andrzej Rysz (Poland)
- p358** **Troponin I elevation after video-EEG documented seizures in refractory epilepsy patients: association with clinical parameters and SUDEP risk factors**
Helena Rocha (Portugal)
- p359** **Low frequency repetitive transcranial magnetic stimulation for refractory status epilepticus and multifocal highly drug-resistant epilepsy**
Lorena Guzmán García (Spain)

TUESDAY 28TH AUGUST

- p360** **EpiTools, A software suite for presurgical brain mapping in epilepsy in intracerebral EEG and MEG**
Samuel Medina Villalon (France)
- p361** **Spike quantification during long term monitoring in EMU**
Laurent spinelli (Switzerland)
- p362** **Eslicarbazepine acetate modulates EEG activity and connectivity in persons with epilepsy with focal seizures.**
Giovanni Assenza (Italy)
- p363** **Potential Markers for Late Onset Seizures in ICU Patients**
Jeffrey Chung (USA)

Clinical pharmacology 3

- p364** **Comparing safety and efficacy of “third-generation” antiepileptic drugs: long-term extension and post-marketing treatment**
Charlotte Kwok (USA)
- p365** **Low-dose Fenfluramine Provides Significant and Long-term Seizure Reduction in Dravet Syndrome: Update and Follow-up of the Prospective Study**
An-Sofie Schoonjans (Belgium)
- p366** **Efficacy and tolerability of Perampanel Monotherapy in patients with Idiopathic Generalized Epilepsy (IGE): Post-marketing experience from UAE**
Taoufik Alsaadi (United Arab Emirates)
- p367** **Alteration of prescription and effectiveness of levetiracetam before and after approval for monotherapy in children**
Erina Kato (Japan)
- p368** **Determination of therapeutic concentrations and monitoring the transition of antiepileptic drugs from blood into saliva using HPLC methods**
Emilija Cvetkovska (Macedonia, FYR)
- p369** **Modified Atkins diet reduces serum concentrations of antiepileptic drugs in adults**
Karl Otto Nakken (Norway)

TUESDAY 28TH AUGUST

- p370** **Efficacy and Safety of Adjunctive Eslicarbazepine Acetate in Patients of Pediatric Age with Focal Epilepsy**
Simona Lattanzi (Italy)
- p371** **Dramatic effect of Perampanel in a patient with JME and persistent myoclonic jerks**
Jacopo Lanzone (Italy)
- p372** **Clinical experience with brivaracetam in a regional epilepsy clinic**
Helen Coyle (United Kingdom)
- p373** **Efficacy of perampanel (PER) as adjunctive therapy in patients with focal epilepsy and secondarily generalized seizures associated with brain tumours (PERADET study)**
Antonietta Coppola (Italy)
- p374** **Anti-epileptic drugs discontinuation due to adverse effects: a report of Iranian patient data**
Mehdi Golpayegani (Iran)

Clinical pharmacology 4

- p375** **Comparison of lacosamide treatment in patients with and without intellectual disability**
Cecilie Johannessen Landmark (Norway)
- p376** **Rapid intravenous loading of Brivaracetam (BRV) during invasive and non-invasive VEEG monitoring: Tolerability, safety, efficacy and electrophysiological changes**
Beatriz Chavarria Cano (Spain)
- p377** **Monitoring of pharmacological treatment of patients with juvenile myoclonus epilepsy**
Ida Fløgstad (Norway)
- p378** **Perampanel as Early Add-On (PERADON Study) to evaluate the Efficacy and Safety of perampanel prescribed as early add-on in routine clinical practice in Spain**
Javier Abril-Jaramillo (Spain)
- p379** **Efficacy and tolerability of adjuvant lacosamide: the role of clinical characteristics and mechanisms of action of concomitant AEDs**
Andrew Neal (Australia)

TUESDAY 28TH AUGUST

- p380** **LACOSAMIDE MONOTHERAPY IN EPILEPTIC SEIZURES OF PATIENTS WITH DEMENTIA**
Angela La Neve (Italy)
- p381** **Measurement of unbound serum concentrations of valproate and phenytoin for tailored treatment in selected cases – when is it useful?**
Katrine Heger (Norway)
- p382** **Perampanel Efficacy and Safety as early add-on treatment for focal seizures: PEREAGAL Study**
Xiana Rodriguez Osorio (Spain)
- p383** **Influence of Perampanel on behavior and cognition**
Galina Odintsova (Russia)
- p384** **Eslicarbazepine acetate (ESL) as add-on therapy in epilepsy with focal-onset seizures: A clinical and EEG study**
Patrizia Pulitano (Italy)

Clinical semiology 2

- p385** **The Frequency of Ictal Crying During The Psychogenic Non-epileptic Seizures And Epileptic Seizures in Turkish Adult Patients**
Irsel Tezer (Turkey)
- p386** **Pilomotor seizures: a systematic review**
Dalma Tényi (Hungary)
- p387** **Pseudotemporal epilepsy – extratermporal epilepsy with typical temporal seizures**
Irena Dolezalova (Czech Republic)
- p388** **Characterization of Seizures (ILAE 1981 and 2017 Classifications) and their Response to Treatment in a Cohort of Patients with Glial Tumors in a University Institute**
Ignacio Casas Parera (Argentina)
- p389** **Biomarkers in the postictal state: a systematic review and meta-analysis**
Sundus Khan (Canada)
- p390** **Parasomnia or epilepsy? when the diagnosis is related to a nap EEG**
Rihab jomaa (Tunisia)

TUESDAY 28TH AUGUST

- p391** **Ictal Asystole: A case Report**
Nirmeen Kishk (Egypt)
- p392** **THE CROSS SIGN AND HAND PRAYING: RELIGIOUS AUTOMATISMS AS
EXPRESSION OF TEMPORAL LOBE SEIZURES**
Xiana Rodriguez Osorio (Spain)

Epilepsy and neurodevelopment 1

- p393** **Neurodevelopment outcome in Pyridoxine-dependent epilepsy**
Chahnez Triki (Tunisia)
- p394** **Neurological and psychopathological masks of Rolandic epilepsy**
Nikolai Titov (Russia)
- p395** **Correlation of behavioural features, with indicators of clinical severity,
in females with Rett Syndrome**
Shubhangi Karmakar (Ireland)
- p396** **The impact of epileptic seizures on the heart rhythm**
Yuliya Rubleva (Russia)
- p397** **Epilepsy in cases of severe motor and intellectual disabilities
syndrome: The relationship between the extent of disabilities and the
characteristics of epilepsy**
Tomoyuki Takano (Japan)
- p398** **Epilepsy in children with neurodevelopmental disorder at a rural
hospital in Japan**
Toshihiro Suzuki (Japan)
- p399** **Epilepsy and EEG characteristics in children with Autistic Spectrum
disorder**
Bosanka Jovic-Jakubi (Oman)
- p400** **Pyridoxine-Dependent Epilepsy with Carnitine Deficiency**
Nihal Olgac Dundar (Turkey)
- p401** **Is exclusive breastfeeding protective against idiopathic epilepsy?**
Pinar Gencpinar (Turkey)

Epilepsy and women 2

- p402** **Altered spontaneous brain activity in female temporal epilepsy patients with polycystic ovary syndrome: a resting-state fMRI study**
Xi zhu (China)
- p403** **Fertility rate and reproductive behaviour in women with epilepsy**
Galina Odintsova (Russia)
- p404** **How are the restrictions on the use of valproate followed in Norway?**
Arton Baftiu (Norway)
- p405** **Antiepileptic drug exposure in pregnancy and mode of delivery: data from the Emilia Romagna Study on Pregnancy and Exposure to Antiepileptic drugs (ESPEA)**
Barbara Mostacci (Italy)
- p406** **Pregnancy and Epilepsy: Obstetric and Perinatal Outcomes, a Prospective-Observational Single Centre Study**
Selda Keskin Güler (Turkey)
- p407** **Pharmacists' Knowledge on Women's Issues in Epilepsy in Albania and its Association with their Years of Practice**
Serla Grabova (Albania)
- p408** **Women with epilepsy pregnancy registry in a tertiary center. Preliminary findings**
Arthur Kuszniir (Brazil)

Epilepsy in childhood 3

- p409** **Histopathology and MRI findings in two children with COL4A1/-2 mutation related epilepsy**
Ingrid Koerber (Germany)
- p410** **Therapeutic itinerary of children living with epilepsy in Kinshasa: features, determinants and relationships with behavioral and cognitive disorders**
Matonda-ma-Nzuzi (Congo, DR)
- p411** **Transient Elevation of TSH Following Seizures in Children**
Ji Yoon Han (Korea, Republic of)

TUESDAY 28TH AUGUST

- p412** **Callosotomy in children – parental experiences reported at long-term follow-up**
Anneli Ozanne (Sweden)
- p413** **Some diagnostic aspects of epilepsy in children with perinatal brain injuries**
Corina Griu (Moldova)
- p414** **Is it worthwhile to try Eslicarbazepine acetate if Carbamazepine and Oxcarbazepine have failed?**
Charlotte Vittenbach (Denmark)
- p415** **Predictors of neonatal seizures development in children with perinatal brain pathology**
Dmitry Morozov (Russia)
- p416** **Epileptic spasms and non-epileptic eye movements in infants with Hemophagocytic Lymphohistiocytosis**
Serena Pellegrin (Italy)
- p417** **Epilepsy in Children Following Pandemic Influenza Vaccination**
Kari Modalsli Aaberg (Norway)
- p418** **The efficacy of perampanel in patients with epileptic spasms**
Shuichi Shimakawa (Japan)

Epilepsy in childhood 4

- p419** **Photosensitive epilepsy associated with CHD2 mutation**
Vasily Nogovitsyn (Russia)
- p420** **CSF Levels of A Set of Neuropeptides (BDNF, NGF, Neuropeptide Y and galanin) in Children with Refractory Epilepsy**
Hasan Tekgul (Turkey)
- p421** **Neurocognitive safety of perampanel as adjunctive therapy for refractory epilepsy in childhood and its relation with sleep**
Marta Torres Arlandis (Spain)
- p422** **Rolandic spikes and sleep-activated interictal discharges in children with periventricular leukomalacia and epilepsy**
Judith Kalser (United Kingdom)
- p423** **FOXG1 syndrome: further delineating and expanding the clinical phenotypes**
Lee Chin Wong (Taiwan, Republic of China)

TUESDAY 28TH AUGUST

- p424** **Significance of Etiology of Neonatal Seizures in Formation of Epilepsy**
Tetyana Litovchenko (Ukraine)
- p425** **Benign childhood epilepsy with centrotemporal spikes**
Lamia Sfaihi (Tunisia)
- p426** **EPILEPSY IN THREE SIBLINGS ASSOCIATED WITH TUBULIN-GAMMA
KOMPLEX-ASSOCIATED PROTEIN 3 (TUBGCP3) MUTATION**
F.Mujgan Sonmez (Turkey)
- p427** **Early signs of autism in infants with a new diagnosis of epilepsy**
Manuela Pisch (United Kingdom)
- p428** **Clinical Studies of Children manifesting Electroencephalographic
Paroxysmal Activities in the Frontal Area**
Lee Changwoo (Korea, Republic of)
- p429** **Phenotypic variability in Rett patients with MECP2 mutations: Clinical,
molecular and computational analysis**
Fakhfakh Faiza (Tunisia)

Epilepsy in the elderly 1

- p430** **Post-stroke epilepsy and epileptic seizures by the example of the
Kharkiv region's population according to the Ukrainian Stroke Unit**
A. Voitiuk (Ukraine)
- p431** **How Affected Is The Quality of Life of Juvenile Myoclonic Epilepsy
Patients Due To Hand Tremor?**
Betül Baykan (Turkey)
- p432** **Relationship between nutritional indicators and clinical and cognitive
aspects of elderly patients with new-onset epilepsy**
Gloria Tedrus (Brazil)
- p433** **Non-lesional Late-onset Epilepsy: Semiology, EEG, Cerebrospinal Fluid
and Seizure Outcome Characteristics**
Marie Suesse (Germany)
- p434** **Estimation of seizure prevalence in ischemic stroke after thrombolytic
therapy**
Anda eilam (Israel)

TUESDAY 28TH AUGUST

Epilepsy surgery 3

- p435** **Reduced hippocampal connectivity after lesionectomy for temporal lobe epilepsy**
Niels Alexander Foit (Germany)
- p436** **Surgical Seizure Outcome after Stereoelectroencephalography for Intracranial Monitoring: Comparison with PET and Scalp Video-EEG Investigations**
Mahmoud Abdallat (Canada)
- p437** **Minimally invasive surgical treatment of intractable temporal lobe epilepsy**
Michiharu Morino (Japan)
- p438** **Feasibility of antiepileptic medication withdrawal after epilepsy surgery in patients with focal cortical dysplasia**
Sun Ah Choi (Korea, Republic of)
- p439** **Epilepsy Surgery in Children with Central Lobe Cortical Dysplasia**
Armenak Melikyan (Russia)
- p440** **Can drug-resistant seizures during the course of Tuberous Sclerosis Complex be a specific target for Vagal Nerve Stimulation?**
Andrea Landi (Italy)
- p441** **OUTCOMES OF PERAMPANEL MONOTHERAPY IN PATIENTS WITH EPILEPSY ASSOCIATED WITH GLIAL TUMOURS OF THE BRAIN**
Alexandr Shershever (Russia)
- p442** **SEEG as unique procedure versus SEEG-guided radiofrequency thermocoagulation in drug-resistant focal epilepsy: Efficacy and safety with regard to long-term seizure control**
Julia Scholly (France)
- p443** **Features of clinical manifestations and treatment of insular epilepsy presented with structural lesions in the temporal lobe**
Roza Khachatryan (Russia)
- p444** **Subclinical Focal Status Epilepticus During Invasive Monitoring During Pre-Surgical Evaluations**
Joel Oster (USA)

Epilepsy surgery 4

- p445** **Clinical relevance of the pASL (Pulse arterial spin labeling) MR in preoperative investigation of pharmacoresistant focal epilepsy patients**
Anna Kelemen (Hungary)
- p446** **Estimating seizure freedom post-surgery using mathematical modelling**
Petroula Laiou (United Kingdom)
- p447** **Outcomes after surgical treatment of MRI-negative epilepsy**
Anna V Lebedeva (Russia)
- p448** **Neurosurgical cerebrovascular pathology in the etiology of structurally caused epilepsy**
Anna Oleynik (Russia)
- p449** **The Utrecht intra-operative HFO Experience - an update on the randomized controlled trial 'The HFO study: intra-operative detection and localization of high frequency oscillations in the ECoG to guide epilepsy surgery'**
Willemieke Zweiphenning (Netherlands)
- p450** **Stereo-EEG exploration in the insula /operculum in paediatric patients with refractory epilepsy**
Friederike Moeller (Netherlands)
- p451** **Genetic diagnostics in epilepsy surgery candidates: a retrospective cohort study**
Maurits W.C.B. Sanders (Netherlands)
- p452** **In patients with unrevealing structural neuroimaging, can be the Epileptogenic Zone identified by noninvasive pre-surgical multimodal approach?**
Dunja Duran (Italy)
- p453** **High frequency oscillations in the intra-operative ECoG and cognition before and after surgery in children with refractory epilepsy**
Dongqing Sun (Netherlands)
- p454** **Epilepsy surgery: early versus late approach in a pediatric centre**
Carolina Croci (Italy)

TUESDAY 28TH AUGUST**Epileptic encephalopathies 3**

- p455** **Early infantile epileptic encephalopathy-28 diagnosed with WES presents with coarse facies mimicking mucopolysaccharidoses**
Dilşad Türkdoğan (Turkey)
- p456** **CDKL5 mutation in a case with diagnosis of refractory epilepsy and atypical Rett syndrome**
Mehmet Canpolat (Turkey)
- p457** **Cerebrospinal Fluid Levels of Neuropeptides in Children West Syndrome**
Hasan Tekgul (Turkey)
- p458** **1 and 2 Years Neuropsychological Follow-up Study in the Patients with West syndrome in Georgia**
Ana Kvernadze (Georgia)
- p459** **Management of Lennox Gastaut Syndrome in Germany: a Health Care Provider Analysis and Survey**
Maxine Dibue-Adjei (Germany)
- p460** **Perampanel as add-on treatment in under 12 years old patients with Lennox-Gastaut Syndrome**
Angelo Russo (Italy)
- p461** **Epileptic encephalopathy with continuous spikes and waves during sleep (CSWS): a review of 8 cases**
Lamia Sfaihi (Tunisia)
- p462** **Array comparative genomic hybridization as a prior genetic diagnostic tool for early infantile epileptic encephalopathies**
Dilsad Turkdogan (Turkey)
- p463** **Optimizing the therapy in children with epileptic encephalopathy with continuous spike and wave during sleep**
Romana Gjergja Juraski (Croatia)
- p464** **Customized panel of 49 epilepsy genes in molecular diagnostics of patients with early onset epilepsy and developmental delay**
Dorota Hoffman-Zacharska (Poland)

Genetics 2

- p465** **Genetic and phenotypic heterogeneity in female patients with KIAA2022 mutations**
S Krithika (United Kingdom)
- p466** **Diagnostic and prognostic implications of elevated CSF protein in POLG related epilepsy**
Omar Hikmat (Norway)
- p467** **Detection of genetic epilepsies causes in WES, clinical exome sequencing and targeted NGS panels on Russian population**
Artem Sharkov (Russia)
- p468** **De novo variants in neurodevelopmental disorders with epilepsy**
Johannes Lemke (Germany)
- p469** **Effect of UGT1A4 and 2B7 polymorphisms on lamotrigine glucuronidation in epilepsy patients**
Vaiva Petrenaite (Denmark)
- p470** **Preliminary data of a prospective study on electroclinical phenotype in Pallister-Killian Syndrome**
Emilia Ricci (Italy)
- p471** **A Study on the Diagnostic Value of Chromosomal Microarray Analysis in Pediatric Epilepsy with Complex Phenotypes**
Jon Soo Kim (Korea, Republic of)
- p472** **Defining QARS: catastrophic epilepsy, microcephaly and encephalopathy**
Katrine M Johannesen (Denmark)
- p473** **A genome-wide association study of sodium levels and drug metabolism in a Carbamazepine and Oxcarbazepine treated epilepsy cohort**
Mark McCormack (Netherlands)
- p474** **Single-center experience of chromosomal microarray analysis in children with unexplained developmental delay/intellectual disability**
Nihal Olgac Dunder (Turkey)

TUESDAY 28TH AUGUST

Genetics 3

- p475** **Utilization of multigene panel for the diagnosis of epileptic encephalopathy in children**
Wang-Tso Lee (Taiwan, Republic of China)
- p476** **Clinical utility of targeted gene panel sequencing in children with malformations of cortical development. A pilot study.**
Barbora Benova (Czech Republic)
- p477** **Epilepsy phenotype associated with point mutations of MT-ATP6ase gene (MILS-NARP syndrome)**
Laura Licchetta (Italy)
- p478** **Candidate genes resequencing in epileptic patients**
Laura Licchetta (Italy)
- p479** **KIAA2022 – further elucidating the phenotype**
Trine Bjørg Hammer (Denmark)
- p480** **Role of copy number variation in adult patients with epilepsy and intellectual disability**
Tommaso Martino (Italy)

Late-breaking Abstracts 3

- p481** **Retrospective analysis of antiepileptic drug effectiveness and tolerability in juvenile myoclonic epilepsy**
Katri Silvennoinen (United Kingdom)
- p482** **Evaluating executive functions in patients with juvenile myoclonic epilepsy using frontal assessment battery**
Abbas Tafakhori (Iran)
- p483** **Our experience of functional hemispherotomy for treatment of epilepsy**
Kostiantyn Kostiuik (Ukraine)
- p484** **Epilepsy management system: integrating brain implants, personal assist devices and the cloud**
Vaclav Kremen (USA)
- p485** **Clinic and demographic profile of patients with active epilepsy: experience from a tertiary care hospital in Turkey**
Sehnaz Basaran (Turkey)

TUESDAY 28TH AUGUST

- p486** **Randomized controlled trials of antiepileptic drugs for the treatment of post-stroke seizures: a systematic review with network meta-analysis**
Francesco Brigo (Italy)
- p487** **First symptoms and presentation at diagnosis of paediatric onset neuronal ceroid lipofuscinoses**
Blandine Dozières-Puyravel (France)
- p488** **Perampanel in patients with refractory and super-refractory status epilepticus in a neurological intensive care unit – a single centre audit on 30 patients**
Alexandra Rohracher (Austria)

Late-breaking Abstracts 4

- p489** **Antiepileptic mono-therapy in newly diagnosed focal epilepsy. A network meta-analysis**
Simona Lattanzi (Italy)
- p490** **Blood-brain barrier dynamics of nanotechnological drug carriers in animal model of temporal lobe epilepsy**
Canan Ugur Yilmaz (Turkey)
- p491** **Neurobehavioral effects of new antiepileptic drugs in mice**
Liang-Po Hsieh (Taiwan, Republic of China)
- p492** **Optimizing EEG-fMRI protocols for localization of epileptogenic areas**
Leah Shapiro (Israel)
- p493** **The feasibility of international continuous EEG monitoring**
Fahad Algreeshah (Saudi Arabia)
- p494** **The complexity of differential diagnosis of epileptic and hypocalcemic seizures in children and adolescents**
Inna Shchederkina (Russia)
- p495** **The safety control of the Electrical Stimulation Mapping using numerical simulation**
Radek Janca (Czech Republic)
- p496** **Adjunctive lacosamide treatment for adult focal-onset epilepsy: focus on comorbid intellectual/developmental disorders and differing responses**
Ebru Apaydin Doğan (Turkey)

TUESDAY 28TH AUGUST

- p497** **Efficacy of add-on lacosamide treatment for partial onset seizures: a single center observational study in Japan**
Yoshio Omote (Japan)

Neuroimaging 3

- p498** **MRI profiling of focal cortical dysplasia using new diffusion contrasts**
Sara Lorio (United Kingdom)
- p499** **Combined Segmentation as key of morphologic estimation on MRI-negative temporal epilepsy**
Volha Kistsen (Belarus)
- p500** **Anxiety and depression symptoms disrupt resting state connectivity in patients with generalized epilepsies**
Marina Koutsodontis Machado Alvim (Brazil)
- p501** **Sodium Valproate use is associated with reduced cortical thickness in the visual system**
Stefano Meletti (Italy)
- p502** **Morphological changes of cerebellum in epilepsy: Cerebellar volumes are inversely proportional to temporal lobe volume in temporal lobe epilepsy**
Vaclav Marcian (Czech Republic)
- p503** **Contribution of MEG in the Presurgical Evaluation of Frontal Lobe Epilepsy – a Case Series**
Nina Merkel (Germany)
- p504** **SISCOM with multiple injections: re-test reliability**
Tim von Oertzen (Austria)
- p505** **Impaired Language Network in Patients with Temporal Lobe Epilepsy**
Silvia Bonnelli (Austria)
- p506** **The Correlation between Cluster Seizures and Findings of Magnetic Resonance Imaging in Refractory Epilepsy Patients**
Navid Naghibi (Iran)
- p507** **Is enlarged amygdala dysfunctional in patients with mesial temporal lobe epilepsy?**
Giorgi Kuchukhidze (Austria)

TUESDAY 28TH AUGUST

Neuropathology

- p508** **Change of the white matter in the epileptic focus in children with focal cortical dysplasia**
Daria Sitovskaia (Russia)
- p509** **Transcranial brain parenchyma sonography of basal ganglia in the evaluation of the clinical course of juvenile myoclonic epilepsy**
Ivana Dejanovic (Serbia)
- p510** **Is the frequency of neuronal autoantibodies higher in patients with bilateral hippocampal sclerosis compared to unilateral ones?**
Ebru Nur Vanli- Yavuz (Turkey)
- p511** **Seizures as the presenting symptom of brain tumors: A Portuguese Center review**
Rita Raimundo (Portugal)
- p512** **An image registration protocol to integrate electrophysiology, MRI and neuropathology data in epileptic patients explored with intracerebral electrodes**
Rita Garbelli (Italy)
- p513** **Neurite outgrowth inhibitor A is upregulated in white matter lesions of complex cortical malformations**
Victoria Gruber (Austria)

Neurostimulation 1

- p514** **Incidence of Contralateral Functional Temporal Lobe Connections in Long-term Drug Resistant Epilepsy**
Saraa Kaba (United Kingdom)
- p515** **Hippocampal deep brain stimulation as an option for treatment of refractory seizures in patients with bilateral periventricular nodular heterotopia**
Arthur Cukiert (Brazil)
- p516** **Announcement of the REC2Stim trial: Rational Extra-eloquent Closed-loop Cortical Stimulation for patients with epilepsy in the primary sensorimotor cortex**
Dorien van Blooijis (Netherlands)

TUESDAY 28TH AUGUST

- p517** **The distribution of automatic stimulations in VNS therapy with refractory focal epilepsy patients**
Toni Kulju (Finland)
- p518** **Predicting the most efficacious region to stimulate during sleep for Sub-acute cortical electrical Stimulation**
Maria Francisca Cunha (United Kingdom)
- p519** **Cortical Stimulation and SEEG: Evolution of a technique.**
Giusy Carfi Pavia (Italy)
- p520** **Vagus nerve stimulation induced hypothermia drives most of the effects on hippocampal electrophysiology in rats**
Wouter Van Lysebettens (Belgium)
- p521** **Target site-specific effects of brain stimulation on microRNA expression in experimental epilepsy**
Lara Costard (Germany)

Non-epileptic paroxysmal events

- p522** **Semiology of psychogenic non-epileptic seizures: an international cross-cultural study**
Ali Asadi-Pooya (Iran)
- p523** **COgnitive behavioural therapy vs standardised medical care for adults with Dissociative non-Epileptic Seizures (CODES): Baseline characteristics of participants in a randomised controlled trial**
Laura H. Goldstein (United Kingdom)
- p524** **Differential diagnosis of nocturnal events**
Bariş Baklan (Turkey)
- p525** **Hypnosis-Induced Psychogenic Non-Epileptic Seizures in the Pediatric Epilepsy Monitoring Unit – A Case Study**
Tyson Sawchuk (Canada)
- p526** **Differences in interpersonal and interactional peri-ictal behaviour between epileptic and psychogenic nonepileptic seizures**
Markus Reuber (United Kingdom)
- p527** **PNES strategy in the Danish Capital Region**
Karin Nørgaard (Denmark)

TUESDAY 28TH AUGUST

Psychiatry and epilepsy 1

- p528** **The self-stigma of people with epilepsy: results of a qualitative research**
Izumi Kuramochi (Japan)
- p529** **Perampanel as part of anticonvulsant combination therapy in patients with limbic epilepsy personality syndrome**
Yaroslav Zhuravlyov (Russia)
- p530** **Cognitive-behavioural therapy does not meaningfully reduce depression in most people with epilepsy: A systematic review with a reliable change analysis**
Darlene Snape (United Kingdom)
- p531** **Factors related to quality of life in patients with epilepsy**
Mitsutoshi Okazaki (Japan)
- p532** **The relationship between mentalizing skills and stigmatization in epilepsy patients**
Gulnihal Kutlu (Turkey)
- p533** **Epilepsy treatment in patients with comorbid suicidality: ethical, clinical social aspects**
Ekaterina Mikhailovska-Karlova (Russia)
- p534** **Prevalence and risk factors of depression and anxiety among patients with convulsive epilepsy in rural West China**
Hai Jiao Wang (China)

Social issues 2

- p535** **Experience, knowledge and uncertainties of the families in West Syndrom - How do they built their approaches : an anthropological analysis**
Sophie Arborio (France)
- p536** **Korean Epilepsy Patient's Referral Pattern to Epilepsy Center**
Jun Hong Lee (Korea, Republic of)
- p537** **The sociometric status of children with epilepsy in regular schools in the Czech Republic**
Jiri Kohout (Czech Republic)

TUESDAY 28TH AUGUST

- p538** **Impact of Severe Childhood Epilepsy on Siblings Under 18 Years of Age**
Bradley S Galer (USA)
- p539** **Socio-demographic, clinical characteristic and social life of patient with epilepsy**
Nerses Bebek (Turkey)
- p540** **Education project in schools: to know epilepsy and manage an epileptic crisis in a school environment**
Costanza Calabrese (Italy)
- p541** **Do's and don'ts during a tonic-clonic seizure: results of a questionnaire among patients, relatives, healthcare personnel and general population**
Alessandra Lalla (Italy)
- p542** **How to Manage the Impossible (HMI)? Anthropological research: Understanding parents facing diagnosis of Dravet Syndrome in their child**
Tania Korsak (France)
- p543** **Psychosocial impact of epilepsy on adolescence: a qualitative investigation to obtain subjective perspective on living with chronic illness**
Benedetta Ragni (Italy)

Status epilepticus 2

- p544** **Acute symptomatic seizures as presenting feature of hyperosmolar hyperglycemic non-ketotic state**
Soaham Desai (India)
- p545** **Status epilepticus with recurrent acute necrotizing encephalopathy in a child**
Sang Mi Park (Korea, Republic of)
- p546** **Does perampanel affect the electroencephalogram? Clinical observation**
Olga Rakhmanina (Russia)

TUESDAY 28TH AUGUST

- p547** **Nonconvulsive Seizures and Nonconvulsive Status Epilepticus
Definition in A Pediatric Intensive Care Unit**
Nihal Olgac Dunder (Turkey)
- p548** **Evaluation of progesterone levels in cerebrospinal fluid obtained
during status epilepticus**
Chiara Lucchi (Italy)
- p549** **ADANScale: Proposal of prehospital scale for detection of status
epilepticus**
Manuel Requena Ruiz (Spain)
- p550** **Towards a common definition of neonatal status epilepticus**
Judith Kalser (United Kingdom)

WEDNESDAY 29TH AUGUST

Basic science 7

- p551** **Abnormal Clock gene oscillation and decreased Sirt1 expression causes abnormal circadian rhythms in Epileptic Kv1.1 knock out mice**
Rama Maganti (USA)
- p552** **Antiseizure properties of cannabidiol are attenuated in the absence of transient receptor potential vanilloid 1 receptors**
N Jones (United Kingdom)
- p553** **A role of the orphan G-protein coupled receptor in the anti-epileptic properties of cannabidiol**
M Bazelot (United Kingdom)
- p554** **In-depth characterisation of an infantile rat model of epileptic encephalopathy for testing disease-modifying treatments**
Teresa Ravizza (Italy)
- p555** **Functional connectivity changes during epileptogenesis: a longitudinal resting-state functional MRI study**
Emma Christiaen (Belgium)
- p556** **Epileptic discharges in an experimental animal model for intracerebral hemorrhage**
Charlotte Germonpré (Belgium)

Basic science 8

- p557** **Functional and morphological changes in rat brain slices following repeated seizures evoked with 4-aminopyridine treatment**
Petra Varró (Hungary)
- p558** **Dynamics of neuronal activity in the cerebral neocortex during human epileptic seizures revealed by microelectrode recordings**
Pierre Mégevand (Switzerland)
- p559** **Spines and dendritic abnormalities in different subtypes of FCDs suggest altered anatomical network**
Laura Rossini (Italy)
- p560** **A functional microRNA atlas of the hippocampus in experimental temporal lobe epilepsy**
David Henshall (Ireland)

WEDNESDAY 29TH AUGUST

- p561** **Both neuronal expression of P-glycoprotein and Erythropoietin Receptor can be induced in vitro by glutamate, as well as in vivo by Status epilepticus**
Jerónimo Auzmendi (Argentina)
- p562** **Pharmaco-resistant neonatal seizures: critical mechanistic insights from a chemoconvulsant model**
Shilpa Kadam (USA)
- p563** **Elucidate the mechanism of vagus nerve stimulation therapy using immune antibody staining**
Go Seyama (Japan)
- p564** **Bifrontal 7-Hz discharges represent early posttraumatic epileptiform activity in rats**
Iliia Komoltsev (Russia)
- p565** **GABAA receptor subunit expression is significantly altered in the amygdala in human temporal lobe epilepsy**
Harald Stefanits (Austria)

Basic science 9

- p566** **Lacosamide and Levetiracetam Have No Effect on Sharp-Wave Ripple Rate**
Jan Kudlacek (Czech Republic)
- p567** **Differences in effectiveness of Lacosamide and generic version medication**
Ja Un Moon (Korea, Republic of)
- p568** **Level of urine N-telopeptide of type I collagen in patients treated with antiepileptic drug**
Yoon Seon Park (Korea, Republic of)
- p569** **Time course of free radical production associated with status epilepticus in immature brain**
Jaroslava Folbergrová (Czech Republic)
- p570** **Locked nucleic acid antagomir targeting microRNA-134 protects against epileptiform activity without non-specific effects on pyramidal neuron biophysics**
Gareth Morris (United Kingdom)

WEDNESDAY 29TH AUGUST

- p571** **To study the effect of Embelin on neurogenesis and cognition in PTZ induced epilepsy model of adult zebrafish**
Uday Kundap (Malaysia)
- p572** **The Effect of Levetiracetam Therapy on the Autonomous Nerve System with newly diagnosed epilepsy Patients**
Demet Ilhan Algin (Turkey)

Classification

- p573** **Classification of the epilepsies and seizure types 2017**
Vladimir Karlov (Russia)
- p574** **The diagnosis of epileptic seizures based on operational Classification of Seizures Types by the International League Against Epilepsy with Googling for definition seizures in the database on Android operational system table personal computer.**
Vladimir Andreev (Russia)
- p575** **Reliability of the epileptic syndrome diagnosis established early after a new onset seizure**
Elena Fonseca Hernández (Spain)
- p576** **Impact of clinical factors on duration of active disease in patients with resolved epilepsy**
Nelica Ivanovic-Radovic (Serbia)

Clinical neurophysiology 5

- p577** **Abnormal heart rate variability during non-REM sleep is a predictor of postictal generalized EEG suppression in patients with focal epilepsy**
Mika Sakamoto (Japan)
- p579** **Looking for new interictal electrophysiological markers of the epileptogenic zone at different frequency bands**
Nicolas Roehri (France)
- p580** **Existence of motor evoked potential polyphasia in patients with juvenile myoclonic epilepsy and their healthy first degree relatives**
Stefani Stefani (Cyprus)

WEDNESDAY 29TH AUGUST

- p581** **Evaluation of dual accelerometer detection algorithms for tonic-clonic seizures**
Fredrik Ohlsson (Sweden)
- p582** **Feasibility study for using consumer-grade EEG headsets to improve the life of patients with absence epilepsy**
Dirk Loeckx (Belgium)
- p583** **Reading and Praxis Induction in Juvenile Myoclonic Epilepsy in Comparison with Juvenile Absence Epilepsy**
Emel Ur Ozcelik (Turkey)
- p584** **Subcutaneous EEG reliably detects certain seizures**
Sigge Weisdorf (Denmark)
- p585** **Sleep-wakefulness connectivity variation in children with predominantly nocturnal focal seizures**
Anca Adriana Arbune (Romania)

Clinical neurophysiology 6

- p586** **Impact of selective cyclooxygenase-2 inhibitor, celecoxib on cortical excitability and electrophysiological property in brain of healthy volunteer: Randomized, double-blind, placebo-controlled study**
Jung-Ah Lim (Korea, Republic of)
- p587** **Added value of EEG source localization in extra-temporal lobe epilepsy**
Pieter van Mierlo (Belgium)
- p588** **Functional connectivity in high frequencies (80-300 Hz) decreases inside the seizure onset zone at the seizure start**
Eva Peslova (Czech Republic)
- p589** **Feasibility of language-related ERP recordings from stereo-EEG in children**
Birgit Pimpel (United Kingdom)
- p590** **Babel: a new method for the study of network transitions, a comparison with coherence and an example application in invasive EEG and epilepsy**
Beatriz Chavarría (Spain)

WEDNESDAY 29TH AUGUST

- p591** **Focal epileptic seizures anticipation based on heart rate variability features**
Pelagia Vorgia (Greece)
- p592** **Inter-ictal EEG spike inflow-outflow connectivity pattern analysis using Partial Directed Coherence (PDC), and its relation to connectivity mapping in time and frequency domains. Validation of inter-hemispheric connectivity analysis using EEG Wada data in**
Alberto Pinzon (USA)
- p593** **Impact of cEEG on clinical outcome in patients with altered consciousness: A randomized controlled trial (CERTA)**
Andrea O. Rossetti (Switzerland)
- p594** **Motor seizure detection and alerting with a wearable device**
Paola De Liso (Italy)

Clinical pharmacology 5

- p595** **Anger, mood and quality of life in patients with epilepsy treated with eslicarbazepine acetate**
Manuel Toledo (Spain)
- p596** **Real-life experience with Perampanel in 36 patients**
Luca Tagliafico (Italy)
- p597** **Perampanel in treatment of patients with focal epilepsy with a syndrome of the bilateral synchronization on the EEG**
Liudmila Lipatova (Russia)
- p598** **Pharmacokinetic drug-drug interaction between lacosamide and other antiepileptic drugs in Japanese adult patients with epilepsy**
Makiko Ota (Japan)
- p599** **Effect of valproic acid on perampanel pharmacokinetics in patients with epilepsy**
Francesca Bisulli (Italy)
- p600** **AN INITIAL PRACTICAL EXPERIENCE OF PERAMPANEL MONOTHERAPY IN PATIENTS WITH EPILEPSY**
Nataliya Perunova (Russia)

WEDNESDAY 29TH AUGUST

- p601** **Healthcare resource utilization among patients treated with perampanel: a retrospective UK database study**
Sarah Holden (USA)
- p602** **Clinical Experience of Perampanel in Intractable Focal Onset: Over 12 Months Follow-Up**
Soo Yeon Kim (Korea, Republic of)
- p603** **Efficacy and tolerability of brivaracetam in patients with refractory epilepsy. An open prospective follow-up study**
Torleiv Svendsen (Norway)
- p604** **Efficacy and tolerability of perampanel to treat drug resistant sleep seizures**
Mar Carreño (Spain)
- p605** **Pharmacokinetics and tolerability of the T-type Calcium Channel Blocker ACT-709478, a potential new antiepileptic drug, in a single-ascending dose study in healthy subjects**
Priska Kaufmann (Switzerland)

Clinical pharmacology 6

- p606** **Lamotrigine monotherapy in Juvenile myoclonic epilepsy**
Jooyong Kim (Korea, Republic of)
- p607** **Brivaracetam: A single UK centre prospective study of long-term effectiveness in focal onset epilepsy**
Melissa Maguire (United Kingdom)
- p608** **Efficacy and Tolerance of Perampanel - Multicentric Study**
Kamila Volna (Czech Republic)
- p609** **Perampanel as add-on treatment in highly drug-resistant epilepsies: real-world data from an Italian epilepsy centre**
Martina Fanella (Italy)
- p610** **Cannabis use and patient reported outcome measures in a prospective, tertiary-care cohort of patients with epilepsy**
Sandra Wahby (Canada)
- p611** **Hair loss: A Rare Side Effect of Levetiracetam**
Hakan Kaleagasi (Turkey)

WEDNESDAY 29TH AUGUST

- p612** **Efficacy, tolerability, and blood concentration of zonisamide in daily clinical practice**
Sung Eun Kim (Korea, Republic of)
- p613** **Favourable response to tocilizumab in a case of seronegative autoimmune encephalitis with progressive MRI defects refractory to IVIG and rituximab**
Anni Saarela (Finland)
- p614** **Improvement in seizure control, quality of life and decreased costs of utilization following alternative therapy with perampanel in patients with refractory epilepsy**
Kanitpong Phabphal (Thailand)

Clinical semiology 3

- p615** **'Fly biting' or trombone tongue: novel semiology of lingual seizures due to left mesial temporal lobe epilepsy in an adolescent**
Munni Ray (United Kingdom)
- p616** **Clinical Characteristics of Seizures in Patients with Posterior Reversible Encephalopathy Syndrome**
Se-Jin Lee (Korea, Republic of)
- p617** **Bimodal language in post-ictal aphasia**
Agnès Trebuchon (France)
- p618** **Cerebral Venous Sinus Thrombosis and Seizures; Retrospective Evaluation of Long-Term Follow-Up**
Kezban Aslan (Turkey)
- p619** **Anatomoelectroclinical features of seizures with pure insular onset**
Maria Peltola (Finland)
- p620** **EPILEPSY AS PRESENTATION FORM OF AMYLOID ANGIOPATHY**
José David Herrera-García (Spain)
- p621** **Gelastic seizures or ictal smiling? A different semiological features in temporal lobe epilepsy**
Nerses Bebek (Turkey)
- p622** **Visual aura in patients with migraine and epilepsy**
Galina Odintsova (Russia)

WEDNESDAY 29TH AUGUST

- p623** **De Morsier syndrome as etiology of atonic seizures in a young woman**
Maria Jose Hernandez Garcia (Spain)
- p624** **Clinical Aspects of Comorbidity of Temporal Lobe Epilepsy and Narcolepsy Type 1 – Two Case Reports.**
Katarína Klobučníková (Slovakia)
- p625** **Using Surface Electromyography to Differentiate between Generalized Tonic-Clonic Seizures and Psychogenic Non-Epileptic Seizures**
Anton Gumbinger (USA)

Epidemiology 2

- p626** **Awareness and Attitude Toward Epilepsy Among Medical Students and Allied Health Care Students at King Abdulaziz University, a Survey Study**
Soha A. Alomar (Saudi Arabia)
- p627** **The structure of paroxysmal syndrome with neurosurgical cerebrovascular pathology, taking into account the gender and age characteristics**
Anna Oleynik (Russia)
- p628** **The occurrence of neurological and psychiatric symptoms and diseases in families of epilepsy patients compared to control families - An interview study on patients with epilepsy**
Eemeli Saastamoinen (Finland)
- p629** **A longitudinal study of presurgical characteristics and surgical outcome of intractable epilepsy due to focal cortical dysplasia**
Martin Pail (Czech Republic)
- p630** **Epidemiology of Acute symptomatic seizures in the Department of Neurology**
Rita Raimundo (Portugal)
- p631** **Half of the patients with psychogenic nonepileptic seizures have concomitant epilepsy: big diagnostic challenge**
Serap Saygi (Turkey)
- p632** **Prevalence and risk factors for active epilepsy in a rural health district in the North-West Region of Cameroon**
Samuel Anye Angwafor (United Kingdom)

WEDNESDAY 29TH AUGUST

- p633** **A retrospective analysis of an adult population with typical electroencephalographic criteria for absence epilepsy**
Rita Raimundo (Portugal)

Epilepsy and neurodevelopment 2

- p634** **Cumulative effects of antiepileptic drugs on IQ and brain structure in children with focal epilepsy**
Carmen H. Stevering (Netherlands)
- p635** **Neurodevelopmental outcome in patients with KCNQ2 Epileptic Encephalopathy**
Ilaria Tondo (Italy)
- p636** **Demographic, Clinical Feature and Response to Surgical Treatment in 33 Patients**
Suad Alyamani (Saudi Arabia)
- p637** **Does extension of acute BBB impairment after stroke predict development of vascular epilepsy?**
David Kala (Czech Republic)
- p638** **Clinical-Electroencephalographic outcomes and relationships with autistic features in preschool children with Idiopathic Autism Spectrum Disorder**
Marta De Rinaldis (Italy)
- p639** **Epileptiform abnormalities in wakefulness and sleep in children with specific language impairment**
Iva Příhodová (Czech Republic)
- p640** **Estimation of frontal lobe absence epilepsy with ADHD**
Eiji Nakagawa (Japan)
- p641** **Preventive epilepsy therapy in patients with tuberous sclerosis complex (TSC)**
Antonina V Grigorieva (Russia)

Epilepsy in childhood 5

- p642** **Prevalence of epilepsy after febrile seizures in older children**
Motoko Ogino (Japan)
- p643** **Epilepsy in infancy: a prospective population-based study in London and South-East of England**
Jane Kung (United Kingdom)
- p644** **Sleep-related Hypermotor Epilepsy in Children**
Marta Elena Santarone (Italy)
- p645** **Chewing induced reflex seizures („eating epilepsy“) as a new additional clinical feature in pediatric patients with SYNGAP1 mutations? Review of literature and case report**
Kirsten Eschermann (Germany)
- p646** **The corelation between ADHD and brain MRI findings in children with epilepsy**
In Goo Lee (Korea, Republic of)
- p647** **Efficacy of intrathecal baclofen pump to neurological manifestations of type 2 Gaucher Disease**
Mahoko Furujo (Japan)
- p648** **Efficacy of perampanel for the treatment of focal epilepsy in children and adolescents**
Natalya Savelyeva (Russia)
- p649** **“It’s my worst fear” - a phenomenological study of being the parent of a 3-6 year old child with epilepsy**
Klaus Ehrenreich (Denmark)
- p650** **Lower dynamic functional connectivity in children with benign epilepsy with centro-temporal spikes during language processing**
Alexandre N Datta (Switzerland)
- p651** **Experience with Everolimus in infants and toddlers with TSC-related epilepsies**
Sharon Samuelli (Austria)

WEDNESDAY 29TH AUGUST**Epilepsy in childhood 6**

- p652** **Efficacy, Safety and Neurodevelopmental Comparisons of Levetiracetam or Phenobarbital Initiated Cases in Newborn Period**
Nihal Olgac Dundar (Turkey)
- p653** **Trends in PAEDIATRIC epilepsy surgery 2000-2015 - a single centre study**
Anežka Bělohávková (Czech Republic)
- p654** **Early seizure onset in TSC: probing for prognostic markers**
Francesca Cervi (Italy)
- p655** **Status epilepticus in children about 41 cases**
Lamia SFAIHI (Tunisia)
- p656** **Dravet sy – syndrome with different phenotype, genotype and outcome**
Vlasta Đuranović (Croatia)
- p657** **Phenotypical picture in RELN gene mutation**
Carmen Sandu (Romania)
- p658** **Hypertension during ACTH therapy for infantile spasms**
Yoshikazu Kitami (Japan)
- p659** **Pharmacoresistant focal seizures in a Haberland's syndrome**
Sofia Popovich (Russia)
- p660** **Childhood Absence epilepsy and Vagus Nerve Stimulation: the French experience with a pre- and post-VNS insertion neuropsychological evaluation**
Norbert Khayat (France)
- p661** **Breast milk and the ketogenic diet – how we do it.**
Anastasia Dressler (Austria)
- p662** **New onset refractory status epilepticus and claustrum lesions in a child – a diagnosis and therapeutic challenge**
Claudia Melo (Portugal)

WEDNESDAY 29TH AUGUST

Epilepsy in the elderly 2

- p663** **Cerebral small vessel disease burden in late-onset epilepsy**
Laura Abraira del Fresno (Spain)
- p664** **Incidence of secondary epilepsy at inpatients of Neurology Intensive Care Unit**
Valbona Govori (Kosovo)
- p665** **Drug resistant epilepsy in older adults**
Moshe Hershkovitz (Israel)
- p666** **Clinical extension of osteoporosis study in institutionalized adult patients with refractory epilepsy**
J.J.L. Berkvens (Netherlands)
- p667** **Prospective hospital-based study of early-onset and late-onset post-stroke seizure predictors and outcomes**
Sofia Freiman (Russia)
- p668** **New onset adult Insulinoma presenting as intractable epilepsy – an increasingly common phenomenon**
Christopher Philbey (United Kingdom)

Epilepsy surgery 5

- p669** **A single centre study comparing the effectiveness of the AspireSR® 106 Vagus Nerve Stimulator model to older models in drug resistant epilepsy**
Melissa Maguire (United Kingdom)
- p670** **Estimated outcome versus observed outcome in epilepsy surgery**
Karl Martin Klein (Germany)
- p671** **New-onset bilateral tonic-clonic seizures after epilepsy surgery: a national register study**
Johan Bjellvi (Sweden)
- p672** **Quality of Life after Epilepsy Surgery in Children with Medically Resistant Temporal Lobe Epilepsy**
Konstantin Abramov (Russia)

WEDNESDAY 29TH AUGUST

- p673** **Surgical strategy of temporal lobe meningoencephalocele associated with pharmacoresistant epilepsy: a case report**
Sophia Popovich (Russia)
- p674** **Temporal lobectomy for refractory epilepsy: outcomes and predictors of seizure recurrence**
Abhijeet Gummadavelli (USA)
- p675** **Surgical outcomes of temporal epilepsy due to structural lesions**
Irem Capraz Yildirim (Turkey)
- p676** **Clinical manifestations, diagnosis and treatment of insular epilepsy caused by cavernous malformation**
Roza Khachatryan (Russia)
- p677** **Cognitive and seizure outcome in elderly temporal lobe epilepsy surgery**
Salma Hanna (Canada)
- p678** **Post-operative hippocampal volume changes on magnetic resonance volumetry in patients with mesial temporal lobe epilepsy**
Koji Iida (Japan)

Epilepsy surgery 6

- p679** **Epilepsy surgery in MTL - clinical results compared with histopathological findings**
Eva Brichtova (Czech Republic)
- p680** **The preictal and ictal evolution of oscillatory activities in temporal lobe epilepsy: a SEEG study**
Barbora Sklenářová (Czech Republic)
- p681** **Experience in the use of invasive stereo EEG monitoring for the surgical treatment of pharmacoresistant epilepsy**
Nazgul Kalybaeva (Russia)
- p682** **Strengths and pitfalls of disconnective procedures in epilepsy surgery**
Alessandro De Benedictis (Italy)
- p683** **Microelectrode recording signals originating from structures inferior to expected location of anterior nucleus of thalamus (ANT) predict lateral pass of ANT in DBS surgery for epilepsy**
Soila Järvenpää (Finland)

WEDNESDAY 29TH AUGUST

Epileptic encephalopathies 4

- p684** **Electro-clinical features in KCNB1 encephalopathy**
Ilaria Pizzolorusso (Italy)
- p685** **Influence of contra-indicated medication use on cognitive outcomes in Dravet syndrome and age at first afebrile seizure as clinical predictor in SCN1A-related seizure phenotypes**
B.P.C. Koeleman (Netherlands)
- p686** **Migrating Partial Seizures in Infancy**
Sanja Pejic Rosko (Croatia)
- p687** **ESES-like EEG pattern in KCNB1-related encephalopathy**
Guido Rubboli (Denmark)
- p688** **Sleep EEG analysis in ESES patients: a retrospective case series study**
Cristina Pomeran (Romania)
- p689** **Epileptic and neuropsychological outcome in patients with West Syndrome of unknown etiology**
Michela Quintiliani (Italy)
- p690** **Biallelic variants in CNPY3 cause West syndrome with hippocampal malrotation and characteristic fast waves**
Mitsuhiro Kato (Japan)

Genetics 4

- p691** **Association of polymorphisms of dopaminergic system genes with the risk for side effects of levetiracetam in patients with epilepsy (pilot study)**
Ludmila Lipatova (Russia)
- p692** **The prevalence of CYP2D6*4 gene polymorphism associated with the efficacy / toxicity of antiepileptic drugs**
Ludmila Lipatova (Russia)
- p693** **Clinical, molecular and computational analysis in patients with a novel double mutation and a new synonymous variant in MeCP2: Report of the first missense mutation within the AT-hook1 cluster in Rett syndrome**
Faiza Fakhfakh (Tunisia)

WEDNESDAY 29TH AUGUST

- p694** **Familial early onset eyelid myoclonia with absences associated with RORB mutation**
Elena Gardella (Denmark)
- p695** **Non-Mendelian causes of temporal lobe epilepsy**
Heinz Krestel (Switzerland)
- p696** **Epileptic encephalopathy with facial dysmorphism due to deletion of CHD2**
Gleb Zabrodets (Belarus)
- p697** **Identification of structural variants in previously unsolved epilepsy cases using linked-reads sequencing technique**
Christina Dühning Fenger (Denmark)
- p698** **The relevance of rare genetic variation of microRNAs, their biosynthesis genes and target regions in epilepsy**
Karl Martin Klein (Germany)
- p699** **The role of genomic investigations in epilepsy patients with complex phenotypes**
Iliescu Catrinel (Romania)

Late-breaking Abstracts 5

- p700** **EEG-patterns in sporadic Creutzfeldt-Jakob disease: from mild encephalopathy to epileptic hyperexcitability**
Vera Dinkelacker (France)
- p701** **Vagus nerve stimulation in refractory and super-refractory status epilepticus – a systematic review**
Francesco Brigo (Italy)
- p702** **EEGs findings in children with autism spectrum disorders**
Donies Masmoudi (Tunisia)
- p703** **Increased white matter hyperintensity volume in elderly-onset epilepsy without focal lesion**
Yun Ho Choi (Korea, Republic of)
- p704** **Parental mosaicism in epilepsies due to “de novo” variants**
Rikke S Møller (Denmark)

WEDNESDAY 29TH AUGUST

- p705** **Supervised ensemble classifier of preoperative network characteristics predicts visual field deficit after selective amygdalahippocampectomy**
Theodor Rüber (Germany)
- p706** **Seizure control and treatment in pregnancy: observations from the Russian Register of Pregnancy and Epilepsy**
Anna Usoltseva (Russia)
- p707** **Disconnective versus resective surgery in epilepsy: surgical outcome and safety**
Hamda Kamalboor (Saudi Arabia)
- p708** **International League Against Epilepsy/European Academy of Neurology recommendations on the use of valproate in girls and women of childbearing age – how do they work in practice**
Magdalena Bosak (Poland)

Late-breaking Abstracts 6

- p709** **Effects of Early-life Kindling Stimulations on Parvalbumin Immunoreactivity in Cortex and Thalamus of GAERS rats**
Ozlem Akman (Turkey)
- p710** **Seizure onset of epileptogenic cerebral dysplasias in children**
Hava Gazdieva (Russia)
- p711** **A dramatic response to early initiation of Anakinra (interleukin-1 receptor antagonist) treatment in a 4.5 year old healthy child with FIRES (Febrile- Infection Related Epilepsy Syndrome)**
Ilan Linder (Israel)
- p712** **Changes in blood levels of selected immunological parameters in children with pharmaco-resistant epilepsy treated with synthetic ACTH analogue - preliminary results**
Magdalena Kaczorowska-Frontczak (Poland)
- p713** **Treatment of the child with early infantile epileptic encephalopathy-5 (EIEE5) with ketogenic diet**
Marek Bachański (Poland)
- p714** **Initial experience using the visualase MRI-guided stereotactic laser ablation system for epileptogenic lesions**
Firas Fahoum (Israel)

WEDNESDAY 29TH AUGUST

- p715** **Naso-ethmoidal EEG electrode – a semi-invasive window onto mesial and orbitofrontal structures**
Dora A. Lozsadi (United Kingdom)
- p716** **Combination of Interictal EEG and EEG-fMRI connectivity analysis improves prediction of post-operative outcome**
Giannina R. Iannotti (Switzerland)

Neuroimaging 4

- p717** **Distinct cortical and subcortical structural alterations mirroring daytime-related seizure occurrence**
Stanislav Alexandru Groppa (Moldova)
- p718** **fMRI of Hippocampal Activation on Individual Basis in Patients with Intractable Epilepsy**
Sasha Alick (USA)
- p719** **The Effect of Cortical Dysplasia on the Brain Activation and White Matter Tracts in Patients with Epilepsy**
Sasha Alick (USA)
- p720** **Cognitive dysfunction in frontal lobe epilepsy: a neuropsychometry and fMRI study**
Lorenzo Caciagli (United Kingdom)
- p721** **Pivotal role of the globus pallidus as a network hub in focal epilepsy: Evidence from graph theoretical analysis based on DTI**
Kang Min Park (Korea, Republic of)
- p722** **Lateralization of Temporal Lobe Epilepsy using MRI and DTI Findings in Hippocampus**
Jaafar Mehvari Habibabadi (Iran)
- p723** **Progressive topological disorganization of brain network in focal epilepsy**
Kang Min Park (Korea, Republic of)

Neuropsychology of epilepsy 2

- p724** **Assessing Quality Of Life (QoL) In Patients With Seizures Associated With Tuberous Sclerosis Complex (TSC)**
Theo Tritton (United Kingdom)

WEDNESDAY 29TH AUGUST

- p725 Social cognition deficits and quality of life in patients with drug resistant epilepsy**
Aleksandra Bala (Poland)
- p726 Gender differences in sexuality in patients with epilepsy**
Liudmila Lipatova (Russia)
- p727 Forced normalization, a necessity for new consideration**
Nasim Tabrizi (Iran)
- p728 Evaluating the longer-term cognitive effects of adjunctive perampanel compared to lacosamide in a naturalistic outpatient setting**
Carolin Meschede (Germany)
- p729 Evaluation of a short demographic questionnaire for bedside estimation of patients' global cognitive functioning in epilepsy patients**
Katja Menzler (Germany)
- p730 Effect of interictal epileptic spikes on sleep spindles in medial temporal regions during NREM sleep: are there consequences on memory long-term consolidation? A SEEG study**
Isabelle Lambert (France)
- p731 Composition of texts with syllabic separation of words during reading in epilepsy**
María Graciela Cano Celestino (Mexico)
- p732 Multimodal analysis of cognitive functions in patients with epilepsy**
Biljana Gjoneska (Macedonia, FYR)
- p733 Seizures Dynamic beyond the epileptogenic zone Impact Word Production Performance in Pharmaco-resistant Epilepsy**
Agnes Trebuchon (France)

Neurostimulation 2

- p734 REVIEW OF INTERNAL REFERRALS OF PATIENTS WITH DRUG RESISTANT EPILEPSY FOR VAGUS NERVE STIMULATION (VNS)**
Laia Nou (Spain)
- p735 Observed suppressed power after single pulse electrical stimulation is associated with the occurrence of early responses**
Michelle Dascha van der Stoel (Netherlands)

WEDNESDAY 29TH AUGUST

- p736** **Can drug-resistant epilepsies in Rare Diseases be a specific target for Vagal Nerve Stimulation? D. Gioni (1), C. Cavandoli (2) A.Landi (2) (1)Child Neurology Unit, (2)Neurosurgery Unit S. Gerardo Hospital University of Milan Bicocca Monza (Italy)**
Daniele Gioni (Italy)
- p737** **Vagus Nerve Stimulation – Multicenter Experience in Brazil**
Henrique Jannuzzelli Pires do Prado (Brazil)
- p738** **Laryngeal muscle-evoked potentials to evaluate vagus nerve activation**
Charlotte Bouckaert (Belgium)
- p739** **Efficacy and safety of the AspireSR® VNS at Ghent University Hospital, Belgium**
Ann Mertens (Belgium)
- p740** **Anti-epileptic drug profile extraction on TMS-induced brain oscillations**
Isabella Premoli (United Kingdom)
- p741** **Short-interval intracortical facilitation in epilepsy**
Katri Silvennoinen (United Kingdom)
- p742** **Intracranial direct stimulation and acute psychosis**
Estefanía Conde Blanco (Spain)

Organisation of care 2

- p743** **The yield of early intervention at the first epileptic seizure**
Eric Ménétré (Switzerland)
- p744** **“Epilepsy nurses makes a difference !” -The nurse´s new role increase the quality of the cognitive examination of children with epilepsy, and binds interdisciplinary collaboration together**
Anne Brodersen (Denmark)
- p745** **Pre-hospital and Emergency Care of Adult and Paediatric Seizure - An Hospital Based Review**
Vera Espírito Santo (Portugal)
- p746** **Integrating the Systematic Assessment of Psychological States in the Epilepsy Monitoring Unit: Concept and Compliance**
Rosa Michaelis (Austria)

WEDNESDAY 29TH AUGUST

- p747** **European Audit of Seizure management in Hospitals (EuroNASH): preliminary results of the audit in Austria**
Teia Kobulashvili (Austria)
- p748** **1 year pilot study of a technology-enabled platform for supporting patients with epilepsy**
Rupert Page (United Kingdom)

Prognosis and outcome

- p749** **Clinical Characteristics and prognosis of patients with seizure secondary to autoimmune encephalitis: a retrospective study in east China**
Yao Lu (China)
- p750** **Patient-related factors associated with accidental injuries in patients with generalized tonic-clonic seizures. Results of an observational, cross-sectional, multicenter study (QUIN-GTC study)**
Xavier Salas-Puig (Spain)
- p751** **Modelling Seizures in Epilepsy – an alternative to the Cox model**
Anthony Marson (United Kingdom)
- p752** **LONG-TERM POSTOPERATIVE COURSE OF SYMPTOMATIC EPILEPSY ASSOCIATED WITH BENIGN BRAIN TUMORS**
Yelena Marchenko (Russia)
- p753** **The Impact of Generalized Tonic Clonic Seizure Clusters**
Victoria Reick-Mitrisin (USA)
- p754** **Risks of Comorbidities that Affect Mortality Rate of Epileptic Patients in Thailand**
Somsak Tiamkao (Thailand)
- p755** **Determination of the risk factors which maintain the epileptogenesis in the patients with neurocysticercosis**
Nadejda Gorincioi (Moldova)

WEDNESDAY 29TH AUGUST**Psychiatry and epilepsy 2**

- p756** **Do antiepileptic drugs improve ADHD symptoms in children diagnosed with ADHD associated with interictal epileptiform discharges**
Dobrinko Socanski (Norway)
- p757** **Do antiepileptic drugs affect psychosomatic symptoms? : A short-term observational study in patients with newly diagnosed epilepsy**
Sung-Pa Park (Korea, Republic of)
- p758** **Drug induced acute psychosis in epilepsy**
Gordana Kiteva-Trenchevska (Macedonia, FYR)
- p759** **Dissociative identity disorder seems to be quite frequent in female patients treated for psychogenic non-epileptic seizures in epilepsy centers**
Christoph Kurth (Germany)
- p760** **Quality of Live of People with Epilepsy - a multifactorial, retrospective Analysis**
Nadia Thamm (Austria)
- p761** **May psychiatric disorders predict the response to antiepileptic drugs?**
Gonzalo Mazuela Aguila (Spain)
- p762** **Features of metabolism of F18-fludeoxyglucose in brain among patients with epilepsy and associated depression**
L Lipatova (Russia)
- p763** **PCDH19 Girls Clustering Epilepsy carries significant risk of psychotic disorder after childhood**
Ingrid Scheffer (Australia)

Status epilepticus 3

- p764** **The Clinical Spectrum of New Onset Status Epilepticus**
Tia Chakraborty (USA)
- p765** **Clinical and electrophysiological correlation of refractory status epilepticus (SE)**
Elene Tsitlidze (Georgia)
- p766** **Intravenous Fosphenytoin at 20 mg/kg: Is it enough in Indian children with status epilepticus?**
Kavita Srivastava (India)
- p767** **Efficacy and safety of intravenous lacosamide in patients with acute seizure and status epilepticus at medical intensive care unit: a retrospective study**
Thanarat Suansanae (Thailand)
- p768** **Long term predictive factor for poor outcome in refractory status epilepticus**
Krittima Asavaveeradech (Thailand)
- p769** **Electroencephalography abnormalities in intensive care unit and frequency of non-convulsive / convulsive status epilepticus in long term monitoring**
Kezban Aslan (Turkey)
- p770** **Propofol-Related Infusion Syndrome in Refractory Status Epilepticus. An underestimated fatal complication.**
María Dolores Villar Martínez (Spain)
- p771** **Has the incidence and mortality associated with convulsive status epilepticus changed over time?: A Systematic Review**
Aidan Neligan (United Kingdom)
- p772** **PET imaging complement clinical and MRI findings in a patient with Hu-antibody and seizures**
Demet Kinay (Turkey)
- p773** **Efficacy of tocilizumab in new-onset refractory status epilepticus**
Ho-Won Lee (Korea, Republic of)



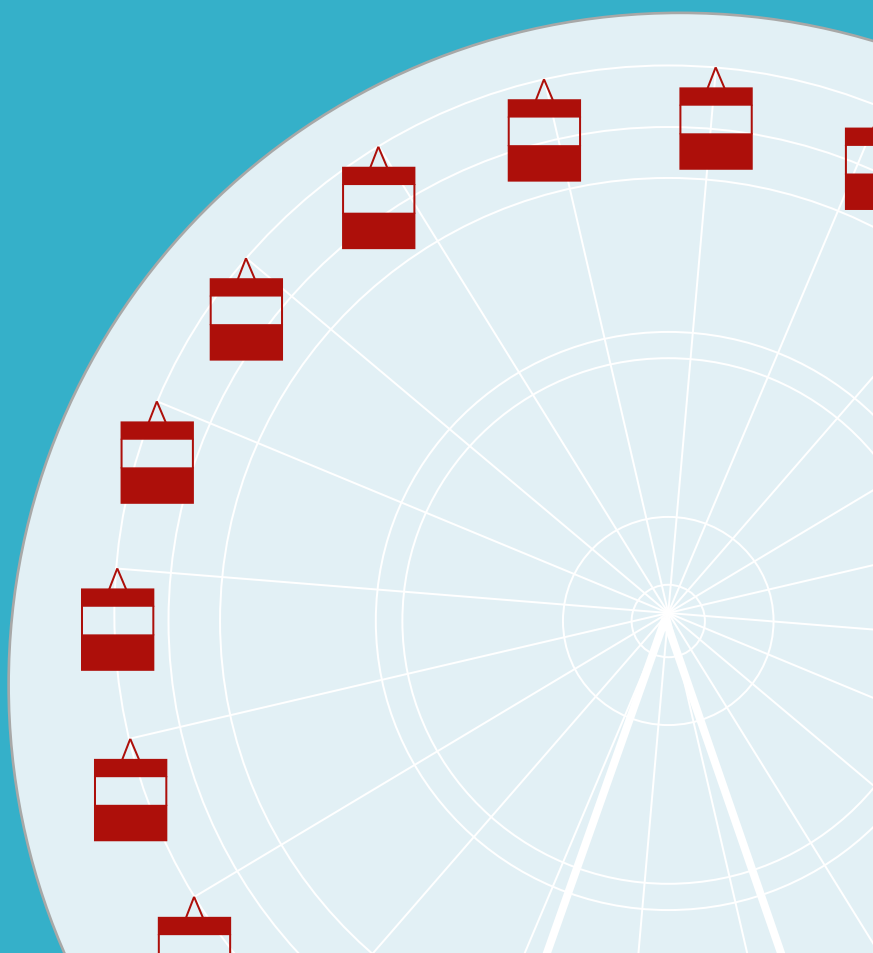
13th Asian & Oceanian Epilepsy Congress

7-11 October 2020

Fukuoka, Japan



other information



ISOC MEMBERS' CONFLICT OF INTEREST DECLARATIONS

In compliance with the requirements for CME accreditation of the congress by the European Accreditation Council for Continuing Medical Education (EACCME®), the Declaration of Conflict of Interest for each member of the ISOC is publicly available.



EUROPEAN UNION OF MEDICAL SPECIALISTS (UEMS)
EUROPEAN ACCREDITATION COUNCIL ON CME (EACCME®)
Rue de l'Industrie 24, BE-1040
BRUSSELS
T + 32 2 649 51 64 F + 32 2 640 97 30
<https://eaccme.uems.eu>

Conflict of Interest Disclosure Form

(to be completed by scientific/organising committee members)

NAME: Professor Dr. Eugen TRINIA, FRCP

AFFILIATION: Professor for Neurology, Chair of the Department of Neurology, Christian Doppler Medical Centre Salzburg

In accordance with criterion 14 of document UEMS 2016/20 "EACCME" criteria for the Accreditation of Live Educational Events (LEEs), all declarations of potential or actual conflicts of interest, whether due to a financial or other relationship, must be provided to the EACCME upon submission of the application. Declarations also must be made readily available, either in printed form, with the programme of the LEE, or on the website of the organiser of the LEE. Declarations must include whether any fee, honorarium or arrangement for re-imbursment of expenses in relation to the LEE has been provided.

DISCLOSURE

I have no potential conflict of interest to report

I have the following potential conflict(s) of interest to report

Type of affiliation / financial interest

Name of commercial company

Receipt of grants/research supports:

UCB, Biogen, Red Bull, Merck, UCB, European Union, JMW, Österreichischer Fond zur Wissenschaftsförderung, Wissenschaftsuniversität Wien, and Forschung und Entwicklung

Receipt of honoraria or consultation fees:

UCB, Eisai, Nov Neuropharma, BIAL, Richter, Inqelbio, CSK, Biogen, Medtronic, Takeda

Participation in a company sponsored speaker's bureau

Spouse/partner:

Other support (please specify):

Eugen Trinia

UEMS – Union Européenne des Médecins Spécialistes
IBAN BE28 0001 3283 3820 BIC (SWIFT) BPTREB11 VA Tr. BE 0469 067 8 48

Date:

13th APR 2018



EUROPEAN UNION OF MEDICAL SPECIALISTS (UEMS)
EUROPEAN ACCREDITATION COUNCIL ON CME (EACCME®)
Rue de l'Industrie 24, BE-1040
BRUSSELS
T + 32 2 649 51 64 F + 32 2 640 97 30
<https://eaccme.uems.eu>

Conflict of Interest Disclosure Form

(to be completed by scientific/organising committee members)

NAME: Professor Meir Blaser

AFFILIATION: The Hebrew University of Jerusalem

In accordance with criterion 14 of document UEMS 2016/20 "EACCME" criteria for the Accreditation of Live Educational Events (LEEs), all declarations of potential or actual conflicts of interest, whether due to a financial or other relationship, must be provided to the EACCME upon submission of the application. Declarations also must be made readily available, either in printed form, with the programme of the LEE, or on the website of the organiser of the LEE. Declarations must include whether any fee, honorarium or arrangement for re-imbursment of expenses in relation to the LEE has been provided.

DISCLOSURE

I have no potential conflict of interest to report

I have the following potential conflict(s) of interest to report

Type of affiliation / financial interest

Name of commercial company

Receipt of grants/research supports:

Receipt of honoraria or consultation fees:

Participation in a company sponsored speaker's bureau

Spouse/partner:

Other support (please specify):

Meir Blaser

Date:

April 18, 2018

UEMS – Union Européenne des Médecins Spécialistes
IBAN BE28 0001 3283 3820 BIC (SWIFT) BPTREB11 VA Tr. BE 0469 067 8 48

**EUROPEAN UNION OF MEDICAL SPECIALISTS (UEMS)
 EUROPEAN ACCREDITATION COUNCIL ON CME (EACCME®)**
 Rue de l'Industrie 24, BE - 1040
 8605053
 T + 32 2 649 51 84 / F + 32 2 640 37 30
www.uems.eu, www.eaccme.eu



Conflict of Interest Disclosure Form

(to be completed by scientific/organising committee members)

NAME: Milan Brzdik

AFFILIATION: Masaryk University Brno, Czech Republic

In accordance with criterion 14 of document UEMS 2016/20 "EACCME® criteria for the Accreditation of Live Educational Events (LLE)", all disclosures of potential or actual conflicts of interest, whether due to a financial or other relationship, must be provided to the EACCME® upon submission of the application. Disclosures also must be made readily available, either in printed form, with the programme of the LLE, or on the website of the organizer of the LLE. Disclosures must include whether any fee, honorarium or arrangement for reimbursement of expenses in relation to the LLE has been provided.

DISCLOSURE

- I have no potential conflict of interest to report
- I have the following potential (conflict) of interest to report

Type of affiliation / financial interest
 Recipient of grants/research supports:
 Recipient of honoraria or consultation fees:
 Participation in a company sponsored speaker's bureau:
 Stock shareholder:
 Spouse/partner:
 Other support (please specify):

Name of commercial company

Signature:

Date: *April 13, 2018*

UEMS – Union Européenne des Médecins Spécialistes
 BSM 8628 0001 3283 8620 (BC (DWFT)) BPT07B81 (VAT) / BE 0483 0637 888

**EUROPEAN UNION OF MEDICAL SPECIALISTS (UEMS)
 EUROPEAN ACCREDITATION COUNCIL ON CME (EACCME®)**
 Rue de l'Industrie 24, BE - 1040
 8605053
 T + 32 2 649 51 84 / F + 32 2 640 37 30
www.uems.eu, www.eaccme.eu



Conflict of Interest Disclosure Form

(to be completed by scientific/organising committee members)

NAME: Christoph Baumgartner

AFFILIATION: General Hospital Hietzing with Neurological Center Hietzinggürtel, Vienna, Austria

In accordance with criterion 14 of document UEMS 2016/20 "EACCME® criteria for the Accreditation of Live Educational Events (LLE)", all disclosures of potential or actual conflicts of interest, whether due to a financial or other relationship, must be provided to the EACCME® upon submission of the application. Disclosures also must be made readily available, either in printed form, with the programme of the LLE, or on the website of the organizer of the LLE. Disclosures must include whether any fee, honorarium or arrangement for reimbursement of expenses in relation to the LLE has been provided.

DISCLOSURE

- I have no potential conflict of interest to report
- I have the following potential (conflict) of interests to report

Type of affiliation / financial interest
 Recipient of grants/research supports:
 Recipient of honoraria or consultation fees:
 Participation in a company sponsored speaker's bureau:
 Stock shareholder:
 Spouse/partner:
 Other support (please specify):

Name of commercial company

- Elan, UCB, Drabi, Novartis
- Elan, UCB, Drabi, Novartis

Signature: *C. Baumgartner*

Date: 23.04.2018

UEMS – Union Européenne des Médecins Spécialistes
 BSM 8628 0001 3283 8620 (BC (DWFT)) BPT07B81 (VAT) / BE 0483 0637 888



EUROPEAN UNION OF MEDICAL SPECIALISTS (UEMS)
EUROPEAN ACCREDITATION COUNCIL ON CME (EACCME[®])
 Rue de l'Industrie 24, BE-1040 BRUSSELS
 T +32 2 6495164 - F +32 2 640 3730
<https://eaccme.uems.eu - accreditation@uems.eu>

Conflict of Interest Disclosure Form

(to be completed by scientific/organising committee members)

NAME: Guehltz Alia

AFFILIATION: Moscow Research and Critical Center for Neuroplasticity

In accordance with criterion 14 of document UEMS 2016/20 "EACCME[®] criteria for the Accreditation of Live Educational Events (LEEs)", all declarations of potential or actual conflicts of interest, whether due to a financial or other relationship, must be provided to the EACCME[®] upon submission of the application. Declarations also must be made readily available, either in printed form, with the programme of the LEE, or on the website of the organiser of the LEE. Declarations must include whether any fee, honorarium or arrangement for re-imbursment of expenses in relation to the LEE has been provided.

DISCLOSURE

- I have no potential conflict of interest to report
- + I have the following potential conflict(s) of interest to report

Type of affiliation / financial interest	Name of commercial company
Receipt of grants/research supports:	EYER Neuropeptama, Takeda
Receipt of honoraria or consultation fees:	
Participation in a company sponsored speaker's bureau:	
Stock shareholder:	
Spouse/partner:	
Other support (please specify):	

Signature:

Date:

April 18 2018

UEMS[®] – Union Européenne des Médecins Spécialistes
 IBAN BE28 0001 3283 3820 | BIC (SWIFT) BPOTBE31 | VAT# BE 0469.067.848



EUROPEAN UNION OF MEDICAL SPECIALISTS (UEMS)
EUROPEAN ACCREDITATION COUNCIL ON CME (EACCME[®])
 Rue de l'Industrie 24, BE-1040 BRUSSELS
 T +32 2 6495164 - F +32 2 640 3730
<https://eaccme.uems.eu - accreditation@uems.eu>

Conflict of Interest Disclosure Form

(to be completed by scientific/organising committee members)

NAME: Martha Feucht

AFFILIATION: Medical University Vienna

In accordance with criterion 14 of document UEMS 2016/20 "EACCME[®] criteria for the Accreditation of Live Educational Events (LEEs)", all declarations of potential or actual conflicts of interest, whether due to a financial or other relationship, must be provided to the EACCME[®] upon submission of the application. Declarations also must be made readily available, either in printed form, with the programme of the LEE, or on the website of the organiser of the LEE. Declarations must include whether any fee, honorarium or arrangement for re-imbursment of expenses in relation to the LEE has been provided.

DISCLOSURE

- I have no potential conflict of interest to report
- I have the following potential conflict(s) of interest to report

Type of affiliation / financial interest	Name of commercial company
Receipt of grants/research supports:	FMF, ÖNB
Receipt of honoraria or consultation fees:	UCB, NOVARTIS, ESAL, GERO, BIOCODEX, NUTRINOVA, LVMANNOVA
Participation in a company sponsored speaker's bureau:	NO
Stock shareholder:	NO
Spouse/partner:	NO
Other support (please specify):	NO

Signature:

Date:

Vienna, 19.04.2018

UEMS[®] – Union Européenne des Médecins Spécialistes
 IBAN BE28 0001 3283 3820 | BIC (SWIFT) BPOTBE31 | VAT# BE 0469.067.848

EUROPEAN UNION OF MEDICAL SPECIALISTS (UEMS)
EUROPEAN ACCREDITATION COUNCIL ON CME (EACCME)*
Rue de l'Industrie 24, 8C, 1040
BRUSSELS
T +32 2 649 51 64 - F +32 2 640 37 30
https://eaccme.uems.eu_accr-edition@uems.eu



Conflict of Interest Disclosure Form

(to be completed by scientific/organising committee members)

NAME: Margitta Seeck
AFFILIATION: Cliniques Hôpitaux Universitaires de Genève

In accordance with criterion 14 of document UEWS 2016/20 "EACCME" criteria for the Accreditation of Live Educational Events (LEEs)", all declarations of potential or actual conflicts of interest, whether due to a financial or other relationship, must be provided to the EACCME* upon submission of the application. Declarations also must be made readily available, either in printed form, with the programme of the LEE, or on the website of the organiser of the LEE. Declarations must include whether any fee, honorarium or arrangement for re-imbursment of expenses in relation to the LEE has been provided.

- I have no potential conflict of interest to report
X I have the following potential conflict(s) of interest to report

Type of affiliation / financial interest

Receipt of grants/research supports: Philips, D.Estin
Participation in a company sponsored speaker's bureau: Epilog
Stock shareholder:
Spouse/partner:
Other support (please specify):

Signature: Margitta Seeck **Date:** 15.4.2018

UEMS²⁰¹⁸ – Union Européenne des Médecins Spécialistes
IBAN BE28 0001 3283 3820 [BIC (SWIFT) BPOTBEE1] [VAT n° BE 0469.067.848]



EUROPEAN UNION OF MEDICAL SPECIALISTS (UEMS)
EUROPEAN ACCREDITATION COUNCIL ON CME (EACCME)*
Rue de l'Industrie 24, 8C, 1040
BRUSSELS
T +32 2 649 51 64 - F +32 2 640 37 30
https://eaccme.uems.eu_accr-edition@uems.eu

Conflict of Interest Disclosure Form

(to be completed by scientific/organising committee members)

NAME: Simon Stomov
AFFILIATION: UCL Institute of Neurology

In accordance with criterion 14 of document UEWS 2016/20 "EACCME" criteria for the Accreditation of Live Educational Events (LEEs)", all declarations of potential or actual conflicts of interest, whether due to a financial or other relationship, must be provided to the EACCME* upon submission of the application. Declarations also must be made readily available, either in printed form, with the programme of the LEE, or on the website of the organiser of the LEE. Declarations must include whether any fee, honorarium or arrangement for re-imbursment of expenses in relation to the LEE has been provided.

- I have no potential conflict of interest to report
 I have the following potential conflict(s) of interest to report

Type of affiliation / financial interest

Receipt of grants/research supports:
Receipt of honoraria or consultation fees:
Participation in a company sponsored speaker's bureau:
Stock shareholder:
Spouse/partner:
Other support (please specify):

Signature: Simon Stomov **Date:** 14.4.2018

UEMS²⁰¹⁸ – Union Européenne des Médecins Spécialistes
IBAN BE28 0001 3283 3820 [BIC (SWIFT) BPOTBEE1] [VAT n° BE 0469.067.848]

DISCLOSURE

DISCLOSURE



EUROPEAN UNION OF MEDICAL SPECIALISTS (UEMS)
EUROPEAN ACCREDITATION COUNCIL (EACOME®)
 Rue de l'Industrie 24, BE-1040
 BRUSSELS
 T +32 2 649 51 64 - F +32 2 640 57 30
<https://eacome.uems.eu - accreditation@uems.eu>

Conflict of Interest Disclosure Form

(to be completed by scientific/organising committee members)

NAME: Matthew Walker

AFFILIATION: UCL Institute of Neurology

In accordance with criterion 14 of document UEMS 2016/20 "EACOME® criteria for the accreditation of Live Educational Events (LEEs)", all declarations of potential or actual conflicts of interest, whether due to a financial or other relationship, must be provided to the EACOME® upon submission of the application. Declarations also must be made readily available, either in printed form, with the programme of the LEE, or on the website of the organiser of the LEE. Declarations must include whether any fee, honorarium or arrangement for reimbursement of expenses in relation to the LEE has been provided.

DISCLOSURE

- I have no potential conflict of interest to report
- I have the following potential conflict(s) of interest to report

Type of affiliation / financial interest	Name of commercial company
Receipt of grants/research supports:	Vitalfo
Receipt of honoraria or consultation fees:	GSK, Pfizer, Eisai, UCB Pharma, Sanofi
Participation in a company sponsored speaker's bureau:	Eisai, Special Products, SAGE pharmaceuticals
Stock shareholder:	N/A
Spouse/partner:	N/A
Other support (please specify):	N/A

Signature:

Date:
13/4/2018

UEMS/Sci - Union Européenne des Médecins Spécialistes
 IBAN BE28 0001 3283 38201 BIC (SWIFT) BPOTBEB1 | VAT n° BE 0469 067 248

CONGRESS SPONSORS

The International League Against Epilepsy would like to acknowledge the support of the following companies for the 13th European Congress on Epileptology:

Major Sponsor



Sponsors



These companies have provided funding towards the costs of the congress, but have had no input into or influence over the programme schedule or content.

Sponsoring companies' staff will be present at the congress and sponsoring companies may have exhibition stands promoting their products.

EXHIBITION INFORMATION

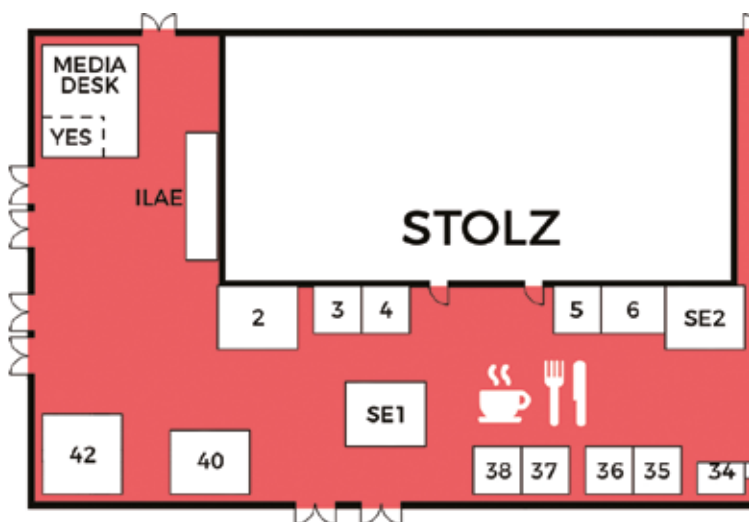
EXHIBITION OPENING HOURS

Sunday 26th August	14.00-16.30
Monday 27th August	09.00-16.30
Tuesday 28th August	09.00-16.30
Wednesday 29th August	09.00-16.30

Exhibitor

Stand

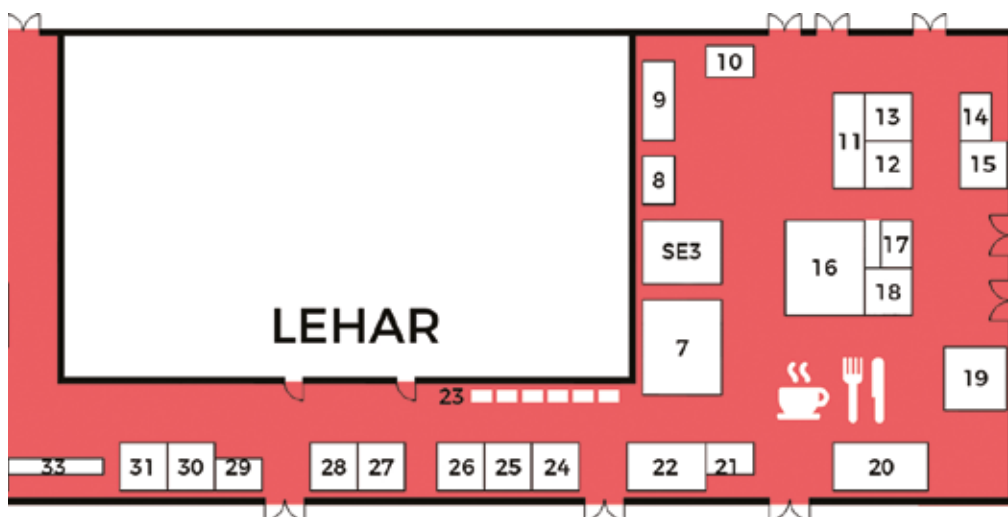
International League Against Epilepsy	ILAE
ILAE - Young Epilepsy Section	YES
Ad-Tech Medical Instrument Corporation	38
AIT Austrian Institute of Technology	29
Bial - Portela & C ^ª ; S.A.	6
BIOCODEX	20
BioMarin Europe Ltd	11, 16
Brain Sentinel Austria GmbH	27
CeGaT GmbH	34
Compumedics Europe	18
DEYMED Diagnostic	26
EB Neuro SPA	31
Eisai Co Ltd	2
Epilog	28
European Academy of Neurology	10



Exhibitor	Stand #
GVB-SPES	30
GW Pharmaceuticals	7
Holberg EEG	15
JOHN LIBBEY	4
LivaNova	40
Medtronic	36
Micromed	24
Natus Neuro	35
Neuralynx	14
Nihon Kohden Europe GmbH	5
Novartis Oncology	22
Nutricia Advanced Medical Nutrition	21
Persyst Development Corporation	37
Philips Neuro	3
PMT Corporation	25

Exhibitor	Stand #
Tilray	8
Versandbuchhandlung	9
Wiley	17
Wisepress Medical Bookshop	33
Zero Gravity Skin	19
British Paediatric Neurology Association	
Epilepsie Online	
HealthTunes	23
Matthew's Friends	
Purple Day Asia	

Scientific Exhibits	Stand #
Eisai Co Ltd	SE1
Bial – Portela & C ^a ; S.A.	SE2
GW Pharmaceuticals	SE3



ean
congress

5th Congress of the
European Academy
of Neurology

Oslo
2019

June 29 – July 2



Abstract submission deadline
23 January 2019
Early registration deadline
10 April 2019

Neuroinflammation

Science. Synergies. Solutions.



www.ean.org/oslo2019
#ean2019   



SENTIVA®

This changes everything.

Treating patients with drug-resistant epilepsy just got easier.



**Smart Technology.
Customisable Therapy.
Built on Proven Results.**

LIVANOVA BELGIUM NV
Ikaroslaan 83
1930 Zaventem
Belgium
Tel.: +32 2 720 95 93
Fax: +32 2 720 60 53

INTENDED USE / INDICATIONS:

Epilepsy (Non-US)—The VNS Therapy System is indicated for use as an adjunctive therapy in reducing the frequency of seizures in patients whose epileptic disorder is dominated by partial seizures (with or without secondary generalization) or generalized seizures that are refractory to seizure medications. AspireSR® and SenTiva™ feature an Automatic Stimulation Mode which is intended for patients who experience seizures that are associated with cardiac rhythm increases known as ictal tachycardia.

Incidence of adverse events following stimulation (>5%) included dysphonia, convulsion, headache, oropharyngeal pain, depression, dysphagia, dyspnea, dyspnea exertional, stress, and vomiting.

Visit www.vnstherapy.com to learn more and view important safety information.

Young Epilepsy Section CONFERENCE PLANNER

Mo
27th

Epilepsy Awareness Run

27th August, 16:15, Meeting point: YES Booth, Exhibition Hall

Get active for a good cause! Bring your shoes - cloak room provided.

No separate registration needed, free for all. Donations going to: Epilepsy Alliance Europe

Tue
28th

YES Translational Brainstorming Session

28th August, 13:30, Business Suite 4

Discussion on hot research topics for early-career researchers and clinicians.

Moderators: S. Balestrini (UK), V. Gnatkovsky (IT), C. Lisgaras (USA). No separate registration needed.

YES Networking Event

28th August, 19:00, 25hours Hotel Rooftop Terrace, Museumsquartier Vienna

Add to your online congress registration or register onsite at the conference registration desk.

Entrance fee of 30€ includes welcome drink and buffet dinner.

Wed
29th

YES Q&A: voice your opinion, get involved!

29th August, 16:00, Galerie 1&2, Level 1

Have your say and help us improve the services for young researchers and clinicians.

No separate registration needed.

Thu
30th

YES Forum: Your First Epilepsy Research Project

30th August, 14:00, Room Schubert 4

Speakers: H. Cross (UK), A. Galanopoulou (USA), M. Alvim (Brazil), M. Kelley (USA), C. Lisgaras (USA)

No separate registration needed.

All
days

YES Booth

Every day, Exhibition Hall

Visit us and get to know our active members. Learn more about YES events and upcoming plans.

Sign up and get involved with YES!

YES Poster Prize

If you are <40 or still in training, mark your poster with a YES sticker

The best participating clinical and basic science posters will be awarded an ECE Poster Prize at the Highlights Session. Stickers are available at the poster registration desk and our YES Booth.

 ilae.org/yes

 [@yesILAE](https://twitter.com/yesILAE)

 [/yesILAE](https://www.facebook.com/yesILAE)

 yes@ilae.org

SHAPING THE NEXT GENERATION
OF EPILEPSY CARE & RESEARCH



14th European Congress on Epileptology

4-8 July 2020

Geneva, Switzerland

